MAS Retirement Savings Scheme
Fund Holdings Booklet

For the quarter ended 31 December 2022

Signatory of:

PRI Principles for Responsible Investment

CERTIFIED RESPONSIBLE INVESTMENT

CERTIFIED BY RIAA

Contents

Global Equities Fund	3
Aggressive Fund	13
Growth Fund	23
Balanced Fund	33
Moderate Fund	42
Conservative Fund	49
Cash Fund	54

MAS Retirement Savings Scheme

Global Equities Fund Holdings

As at 31 December 2022

Asset Class & Holdings Region	% Portfolio
Cash and cash equivalents	
New Zealand	4.76%
Other	0.12%
Total	4.87%
Australasian equities	
New Zealand	23.05%
Australia	7.19%
Total	30.24%
International equities	
North America	40.56%
Europe	6.38%
New Zealand	4.37%
Emerging Markets	3.27%
United Kingdom	3.08%
Japan	3.01%
Europe - Non EMU	1.55%
Australia	0.24%
Other Countries	2.29%
Total	64.73%
Alternatives	
New Zealand	0.16%
Total	0.16%
Grand Total	**100%**

Regional Asset Class Allocation

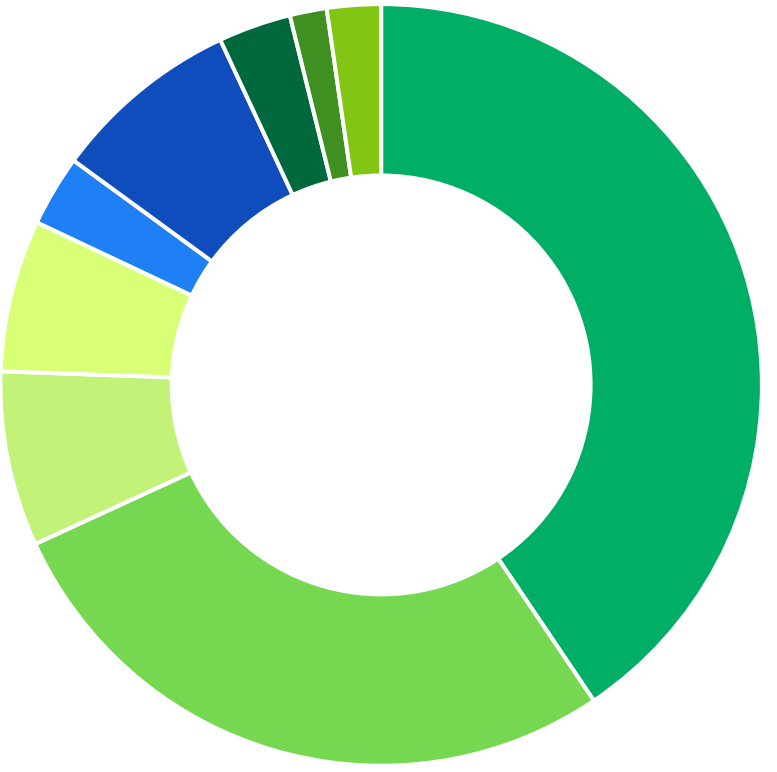

Notes:

1. Fund holdings are current as at 31 December 2022. Future holdings may be different from those stated. Investments are managed in accordance with the MAS Retirement Savings Scheme's SIPO, available on the MAS website at **mas.co.nz/retirement-savings**

2. For holdings by region:
   a. 'Other countries' includes any other region not named.
   b. For Cash and cash equivalents, regions other than New Zealand have been grouped as 'Other'.
   c. EMU is the European Economic and Monetary Union.
   d. All holdings have been rounded to 2 decimal places, so the sum of holdings may not always total to 100.00%

3. For full holdings:
   a. Holdings less than 0.01% have been grouped as 'Other'.

4. Creditors are shown as negative holdings, which may include any currency hedging positions in place for the Fund.

5. Medical Funds Management Limited is the issuer of the MAS Retirement Savings Scheme. The PDS for the MAS Retirement Savings Scheme is available on the MAS website at **mas.co.nz/retirement-savings**

Asset Class & Holdings	% of fund net assets
Cash and cash equivalents	
JBWere Premium Custody Call Account - NZD	4.75%
USD Cash	0.07%
KRW Cash	0.01%
Others	0.05%
Total	4.87%
Australasian equities	
Infratil Ltd	3.55%
Fisher & Paykel Healthcare Ltd	3.18%
Meridian Energy Limited	2.09%
Mainfreight Ltd	1.96%
Spark New Zealand Ltd	1.95%
Auckland International Airport Ltd	1.63%
Ebos Group Ltd	1.62%
A2 Milk Company Ltd	1.46%
Fletcher Building Ltd	1.26%
CSL Limited	0.93%
Chorus Ltd	0.90%
Mercury NZ Limited	0.83%
NEXTDC Ltd	0.81%
Macquarie Group Ltd	0.81%
National Australia Bank Ltd	0.80%
Telstra Corp Ltd	0.74%
News Corp-CDI Class B	0.73%
Woolworths Ltd	0.62%
Port of Tauranga Ltd	0.62%
Ramsay Health Care Ltd	0.58%
Freightways Ltd	0.54%
Summerset Group Holdings Ltd	0.53%
Qantas Airways Ltd	0.46%
Allkem Ltd	0.38%
Xero Ltd	0.33%
Ryman Healthcare Ltd	0.28%
Oceania Healthcare Limited	0.27%
Investore Property Limited	0.26%
Stride Property Ltd and Stride Invest Mgmt Ltd	0.13%
Total	30.24%
International equities	
NZDUSD Maturing 27/01/2023 (BZL NZ)	4.16%
Microsoft Corp	3.29%
Alphabet Inc Class A	1.01%
Alphabet Inc Class C	0.94%
Procter & Gamble	0.88%
Nvidia Corp	0.74%
Visa Inc Class A	0.68%
Coca-Cola	0.63%
Pepsico Inc	0.62%
Taiwan Semiconductor Manufacturing Co. Ltd	0.61%
Eli Lilly	0.61%
Mastercard Inc Class A	0.60%
Thermo Fisher Scientific Inc	0.60%
AbbVie Inc	0.60%
Astrazeneca Plc	0.57%
Tesla Inc	0.56%
Home Depot Inc	0.55%
Roche Holding Par AG	0.51%
Adobe Inc	0.47%
Tencent Holdings Ltd	0.45%
Hsbc Holdings Plc	0.42%
Salesforce Inc	0.42%
Cisco Systems Inc	0.39%
Novo Nordisk Class B	0.38%
ASML Holding NV	0.37%
Danaher Corp	0.36%
LVMH	0.34%
Intuit Inc	0.34%
Accenture Plc Class A	0.34%
Linde Plc	0.31%

Asset Class & Holdings	% of fund net assets
International equities (continued)	
Amgen Inc	0.30%
Texas Instrument Inc	0.30%
International Business Machines Co	0.29%
Verizon Communications Inc	0.28%
Alibaba Group Holding Ltd	0.28%
Unilever Plc	0.27%
Walt Disney	0.27%
Servicenow Inc	0.25%
Nike Inc Class B	0.25%
Caterpillar Inc	0.25%
Toyota Motor Corp	0.25%
Elevance Health Inc	0.24%
Lowes Companies Inc	0.24%
AUDNZD Maturing 27/01/2023 (BZL NZ)	0.24%
Abbott Laboratories	0.23%
Automatic Data Processing Inc	0.23%
Aia Group Ltd	0.23%
S&P Global Inc	0.22%
Intel Corporation Corp	0.22%
Apple Inc	0.22%
United Parcel Service Inc Class B	0.22%
Becton Dickinson	0.22%
Deere	0.21%
Gilead Sciences Inc	0.21%
Charles Schwab Corp	0.20%
Cigna Corp	0.20%
Toronto Dominion	0.20%
Colgate-Palmolive	0.19%
SAP	0.19%
Starbucks Corp	0.19%
Morgan Stanley	0.19%
Chubb Ltd	0.19%
Roper Technologies Inc	0.19%
Bnp Paribas SA	0.19%
BlackRock Inc	0.18%
Kimberly Clark Corp	0.18%
Oracle Corp	0.18%
EURNZD Maturing 27/01/2023 (BZL NZ)	0.18%
Prologis REIT Inc	0.18%
Novartis Ag	0.17%
Regeneron Pharmaceuticals Inc	0.17%
Applied Material Inc	0.17%
American Tower Reit Corp	0.17%
Amazon Com Inc	0.17%
Meituan	0.17%
Novo Nordisk Class B	0.16%
Sony Group Corp	0.16%
American Express	0.16%
Johnson & Johnson	0.16%
TJX Inc	0.16%
Vestas Wind Systems	0.16%
Vertex Pharmaceuticals Inc	0.16%
Synopsys Inc	0.15%
NZDCAD Maturing 27/01/2023 (BZL NZ)	0.15%
Allianz	0.15%
Illinois Tool Inc	0.15%
Loreal SA	0.15%
Target Corp	0.14%
Marsh & McLennan Inc	0.14%
Unitedhealth Group Inc	0.14%
Booking Holdings Inc	0.14%
Cadence Design Systems Inc	0.14%
Autodesk Inc	0.14%
ING Groep NV	0.14%
Zoetis Inc Class A	0.14%
Medtronic Plc	0.13%
Edwards Lifesciences Corp	0.13%
Dexcom Inc	0.13%
Sherwin Williams	0.13%

Asset Class & Holdings	% of fund net assets
International equities (continued)	
Progressive Corp	0.13%
Schneider Electric	0.13%
Humana Inc	0.13%
Lloyds Banking Group Plc	0.13%
Lair Liquide Societe Anonyme Pour	0.12%
Essilorluxottica SA	0.12%
PNC Financial Services Group Inc	0.12%
General Mills Inc	0.12%
Lam Research Corp	0.12%
Compagnie Financiere Richemont SA	0.11%
CSX Corp	0.11%
Relx Plc	0.11%
Intesa Sanpaolo	0.11%
Nordea Bank	0.11%
Waste Management Inc	0.11%
Truist Financial Corp	0.11%
Aon Plc Class A	0.11%
Banco Bilbao Vizcaya Argentaria SA	0.11%
Aflac Inc	0.11%
Eaton Plc	0.11%
HCA Healthcare Inc	0.11%
Reckitt Benckiser Group Plc	0.10%
Electronic Arts Inc	0.10%
Bank Of Montreal	0.10%
CME Group Inc Class A	0.10%
China Construction Bank Corp H	0.10%
Equinix Reit Inc	0.10%
Daiichi Sankyo Ltd	0.10%
Crown Castle Inc	0.10%
Norfolk Southern Corp	0.10%
Idexx Laboratories Inc	0.10%
Bank Of Nova Scotia	0.10%
Estee Lauder Inc Class	0.10%
Intercontinental Exchange Inc	0.10%
Prosus NV	0.10%
Intuitive Surgical Inc	0.09%
Centene Corp	0.09%
Cvs Health Corp	0.09%
GBPNZD Maturing 27/01/2023 (BZL NZ)	0.09%
ABB Ltd	0.09%
VMware Class A Inc	0.09%
Agilent Technologies Inc	0.09%
ResMed Inc	0.09%
Axa SA	0.09%
Compass Group Plc	0.09%
Enphase Energy Inc	0.09%
Nucor Corp	0.09%
Motorola Solutions Inc	0.09%
Lonza Group AG	0.08%
Hitachi Ltd	0.08%
Nxp Semiconductors Nv	0.08%
KDDI Corp	0.08%
Meta Platforms Inc Class A	0.08%
PPG Industries Inc	0.08%
Pfizer Inc	0.08%
Biogen Inc	0.08%
Mccormick & Co Non-Voting Inc	0.08%
Prudential Plc	0.08%
Merck & Co Inc	0.08%
Nintendo Ltd	0.08%
Ansys Inc	0.08%
Moodys Corp	0.08%
Activision Blizzard Inc	0.08%
DBS Group Holdings Ltd	0.08%
Recruit Holdings Ltd	0.08%
Iqvia Holdings Inc	0.08%
Travelers Companies Inc	0.08%
Johnson Controls International Plc	0.08%
Church And Dwight Inc	0.07%

Asset Class & Holdings	% of fund net assets
International equities (continued)	
Baxter International Inc	0.07%
Glaxosmithkline	0.07%
Tokyo Electron Ltd	0.07%
Bank Of New York Mellon Corp	0.07%
Stryker Corp	0.07%
Hormel Foods Corp	0.07%
WW Grainger Inc	0.07%
Cardinal Health Inc	0.07%
Clorox	0.07%
Shopify Subordinate Voting Inc Class A	0.07%
T Rowe Price Group Inc	0.07%
Sanofi Sa	0.07%
AmerisourceBergen Corp	0.07%
Keurig Dr Pepper Inc	0.07%
Ross Stores Inc	0.07%
Nutrien Ltd	0.07%
Genuine Parts	0.07%
Broadcom Inc	0.07%
Arthur J Gallagher	0.07%
Kering SA	0.07%
Trane Technologies Plc	0.07%
Genmab	0.07%
Boston Scientific Corp	0.07%
Mettler Toledo Inc	0.07%
Archer Daniels Midland	0.06%
MercadoLibre Inc	0.06%
Banco Santander Sa	0.06%
Rockwell Automation Inc	0.06%
Daikin Industries Ltd	0.06%
CRH Plc	0.06%
Fast Retailing Ltd	0.06%
Dover Corp	0.06%
East Japan Railway	0.06%
Daiwa House Industry Ltd	0.06%
Newmont	0.06%
Itochu Corp	0.06%
Prudential Financial Inc	0.06%
Lululemon Athletica Inc	0.06%
Allstate Corp	0.06%
Illumina Inc	0.06%
Keysight Technologies Inc	0.06%
West Pharmaceutical Services Inc	0.06%
Canadian Imperial Bank of Commerce	0.06%
NZDCHF Maturing 27/01/2023 (BZL NZ)	0.06%
Societe Generale SA	0.06%
Solaredge Technologies Inc	0.06%
Workday Inc Class A	0.06%
Amcor Plc	0.06%
Palo Alto Networks Inc	0.06%
Fanuc Corp	0.06%
Hoya Corp	0.06%
Sika AG	0.06%
Carrier Global Corp	0.06%
Hilton Worldwide Holdings Inc	0.06%
Paccar Inc	0.06%
Ameriprise Finance Inc	0.06%
Cummins Inc	0.06%
Waste Connections Inc	0.06%
Kweichow Moutai Ltd A	0.06%
Insulet Corp	0.06%
Ashtead Group Plc	0.06%
Danone SA	0.06%
Merck	0.06%
Otis Worldwide Corp	0.06%
HP Inc	0.06%
Deutsche Boerse AG	0.06%
Vodafone Group Plc	0.06%
SoftBank Corp	0.05%
M&T Bank Corp	0.05%

Asset Class & Holdings	% of fund net assets
International equities (continued)	
SK Hynix Inc	0.05%
Hologic Inc	0.05%
Take Two Interactive Software Inc	0.05%
China Merchants Bank Ltd	0.05%
Cincinnati Financial Corp	0.05%
Atlas Copco Class A	0.05%
Umicore SA	0.05%
Mckesson Corp	0.05%
Steris	0.05%
DNB Bank	0.05%
Sysco Corp	0.05%
Baidu Class A Inc	0.05%
Mondelez International Inc Class A	0.05%
Horizon Therapeutics Public Plc	0.05%
First Solar Inc	0.05%
Bank Central Asia	0.05%
Sba Communications Reit Corp	0.05%
MediaTek Inc	0.05%
Koninklijke Ahold Delhaize NV	0.05%
Alnylam Pharmaceuticals Inc	0.05%
D R Horton Inc	0.05%
Welltower	0.05%
Splunk Inc	0.05%
Huntington Bancshares Inc	0.05%
First Republic Bank	0.05%
Netease Inc	0.05%
Barclays Plc	0.05%
BMW AG	0.05%
Industria De Diseno Textil Inditex	0.05%
Regions Financial Corp	0.05%
Republic Services Inc	0.05%
State Street Corp	0.05%
Walgreen Boots Alliance Inc	0.05%
Murata Manufacturing Ltd	0.05%
Givaudan SA	0.05%
Swiss Re AG	0.05%
Fortive Corp	0.05%
Astellas Pharma Inc	0.05%
American Water Works Inc	0.05%
SSE Plc	0.05%
KBC Groep	0.05%
Ebay Inc	0.05%
Wuxi Biologics Cayman Inc	0.05%
Discover Financial Services	0.05%
Wolters Kluwer NV	0.05%
Old Dominion Freight Line	0.05%
Citizens Financial Group Inc	0.05%
Fastenal	0.05%
Willis Towers Watson Plc	0.05%
Fujitsu Ltd	0.05%
Fortinet Inc	0.05%
Verisk Analytics Inc	0.05%
International Flavors & Fragrances	0.05%
United Overseas Bank Ltd	0.05%
Conagra Brands Inc	0.04%
Franklin Resources Inc	0.04%
KKR and Co Inc	0.04%
Xylem Inc	0.04%
Kellogg	0.04%
Copart Inc	0.04%
Essity Class B	0.04%
Samsung SDI Ltd	0.04%
Laboratory Corporation Of America	0.04%
Hewlett Packard Enterprise	0.04%
VF Corp	0.04%
Bristol Myers Squibb	0.04%
Northern Trust Corp	0.04%
A O Smith Corp	0.04%
Aptiv Plc	0.04%

Asset Class & Holdings	% of fund net assets
International equities (continued)	
Tractor Supply	0.04%
CBRE Group Inc Class A	0.04%
Sampo	0.04%
KeyCorp	0.04%
United Rentals Inc	0.04%
Hubspot Inc	0.04%
Pentair	0.04%
Arch Capital Group Ltd	0.04%
Intact Financial Corp	0.04%
Ulta Beauty Inc	0.04%
Weyerhaeuser REIT	0.04%
Hartford Financial Services Group	0.04%
Diageo Plc	0.04%
National Bank Of Canada	0.04%
Molina Healthcare Inc	0.04%
Adidas N AG	0.04%
Gen Digital Inc	0.04%
Dai-Ichi Life Holdings Inc	0.04%
Johnson Matthey Plc	0.04%
Netflix Inc	0.04%
Yum China Holdings Inc	0.04%
China Mengniu Dairy Ltd	0.04%
Advanced Micro Devices Inc	0.04%
Chocoladefabriken Lindt & Spruengli AG	0.04%
Quest Diagnostics Inc	0.04%
Agnico Eagle Mines Ltd	0.04%
Principal Financial Group Inc	0.04%
Martin Marietta Materials Inc	0.04%
Byd Ltd	0.04%
Legrand SA	0.04%
Warner Bros. Discovery Inc	0.04%
Qualcomm Inc	0.04%
Assa Abloy AB	0.04%
Legal and General Group Plc	0.04%
West Fraser Timber Ltd	0.04%
Unicredit	0.04%
Koninkilijke Dsm NV	0.04%
Perkinelmer Inc	0.04%
Brown Forman Corp Class B	0.04%
Geberit AG	0.04%
Nasdaq Inc	0.04%
Bunge Ltd	0.04%
Uni-President Enterprises Corp	0.04%
Sandvik	0.04%
Contemporary Amperex Technology Lt	0.03%
Water Corp	0.03%
Air Products And Chemicals Inc	0.03%
Coloplast B	0.03%
Komatsu Ltd	0.03%
Wh Group Ltd	0.03%
Thomson Reuters Corp	0.03%
Biomarin Pharmaceutical Inc	0.03%
Ingersoll Rand Inc	0.03%
Upm-Kymmene	0.03%
Orix Corp	0.03%
Teleflex Inc	0.03%
Orange SA	0.03%
Incyte Corp	0.03%
Raymond James Inc	0.03%
Eisai Ltd	0.03%
Quanta Services Inc	0.03%
Open Text Corp	0.03%
Align Technology Inc	0.03%
Rio Tinto Plc	0.03%
Crowdstrike Holdings Inc Class A	0.03%
Zimmer Biomet Holdings Inc	0.03%
Unicharm Corp	0.03%
Pearson Plc	0.03%
Wheaton Precious Metals Corp	0.03%

Asset Class & Holdings	% of fund net assets
International equities (continued)	
Terumo Corp	0.03%
Plug Power Inc	0.03%
Bayer Ag	0.03%
Grupo Finance Banorte	0.03%
Steel Dynamics Inc	0.03%
Rentokil Initial Plc	0.03%
Corteva Inc	0.03%
Kao Corp	0.03%
Marubeni Corp	0.03%
Naver Corp	0.03%
Delta Electronics Inc	0.03%
Compagnie Generale Des Etablisseme	0.03%
Veolia Environ. SA	0.03%
China Yangtze Power Ltd A	0.03%
Standard Chartered Plc	0.03%
Chugai Pharmaceutical Ltd	0.03%
Ericsson B	0.03%
Ptc Inc	0.03%
Expeditors International Of Washin	0.03%
Panasonic Holdings Corp	0.03%
Shiseido Ltd	0.03%
Cintas Corp	0.03%
SVB Financial Group	0.03%
Fujifilm Holdings Corp	0.03%
Expeditors International Of Washington Inc	0.03%
Best Buy Inc	0.03%
Cooper Inc	0.03%
Federal Realty Investment Trust Re	0.03%
Deutsche Bank Ag	0.03%
Sonova Holding AG	0.03%
Realty Income Reit Corp	0.03%
Lpl Financial Holdings Inc	0.03%
Commerzbank AG	0.03%
A P Moller Maersk	0.03%
Link Real Estate Investment Trust	0.03%
Kla Corp	0.03%
Idex Corp	0.03%
Trade Desk Inc Class A	0.03%
Ventas Reit Inc	0.03%
Atlas Copco Class B	0.03%
Campbell Soup	0.03%
Mcdonalds Corp	0.03%
Synchrony Financial	0.03%
Monster Beverage Corp	0.03%
Straumann Holding AG	0.03%
Public Bank	0.03%
Bio Techne Corp	0.03%
Walmart Inc	0.03%
3M	0.03%
Rogers Communications Non-Voting I	0.03%
Healthpeak Properties Inc	0.03%
Howmet Aerospace Inc	0.03%
Swiss Life Holding AG	0.03%
Ping An Insurance (Group) Of China	0.03%
Mosaic	0.03%
Stanley Black & Decker Inc	0.03%
Ball Corp	0.03%
China Resources Land Ltd	0.03%
CNH Industrial NV	0.03%
Zebra Technologies Corp Class A	0.03%
Dollarama Inc	0.03%
Constellation Brands Inc Class A	0.03%
Singapore Telecommunications Ltd	0.03%
Webster Financial Corp	0.03%
Magna International Inc	0.03%
SGS SA	0.03%
Kerry Group Plc	0.03%
Symrise AG	0.03%
WSP Global Inc	0.03%

Asset Class & Holdings	% of fund net assets
International equities (continued)	
Bunzl	0.03%
Natwest Group Plc	0.03%
Novozymes B	0.03%
Datadog Inc Class A	0.03%
Longi Green Energy Technology Ltd	0.03%
Jb Hunt Transport Services	0.03%
Analog Devices Inc	0.03%
Mitsubishi Estate Co Ltd	0.03%
KB Financial Group Inc	0.03%
Essex Property Trust Reit Inc	0.03%
Teleperformance	0.03%
Nibe Industrier Class B	0.02%
AEON Ltd	0.02%
Waters Corp	0.02%
Hershey Foods	0.02%
Trimble Inc	0.02%
United Micro Electronics Corp	0.02%
Banco Bradesco Pref SA	0.02%
Fubon Financial Holding Ltd	0.02%
Fomento Economico Mexicano	0.02%
China Merchants Bank Ltd A	0.02%
Paypal Holdings Inc	0.02%
Skandinaviska Enskilda Banken	0.02%
Brown & Brown Inc	0.02%
Snowflake Class A	0.02%
FactSet Research Systems Inc	0.02%
WR Berkley Corp	0.02%
LKQ Corp	0.02%
Centrais Eletr Bras-Eletrobras	0.02%
Gea Group Ag	0.02%
WPP Plc	0.02%
Kubota Corp	0.02%
Microchip Technology Inc	0.02%
Informa Plc	0.02%
TDK Corp	0.02%
Sompo Holdings Inc	0.02%
Coupa Software Inc	0.02%
Publicis Groupe SA	0.02%
Nippon Steel Corp	0.02%
LI Auto Class A Inc	0.02%
Interpublic Group Of Companies Inc	0.02%
Saputo Inc	0.02%
Shinhan Financial Group Ltd	0.02%
Omron Corp	0.02%
Segro REIT Plc	0.02%
Bentley Systems Inc Class B	0.02%
Cboe Global Markets Inc	0.02%
MS&AD Insurance Group Holdings Inc	0.02%
Alcon Ag	0.02%
Power Corporation Of Canada	0.02%
BYD Ltd A	0.02%
Shionogi Ltd	0.02%
Chunghwa Telecom Ltd	0.02%
Haleon Plc	0.02%
Kuehne und Nagel International AG	0.02%
Henry Schein Inc	0.02%
Ajinomoto Inc	0.02%
Booz Allen Hamilton Holding Corp C	0.02%
Sumitomo Mitsui Trust Holdings Inc	0.02%
Albemarle Corp	0.02%
Jazz Pharmaceuticals Plc	0.02%
Akzo Nobel NV	0.02%
Paycom Software Inc	0.02%
Bank Leumi Le Israel	0.02%
Fair Isaac Corp	0.02%
Zoom Video Communications Inc Clas	0.02%
Henkel & KGaA Pref AG	0.02%
Yaskawa Electric Corp	0.02%
Croda International Plc	0.02%

Asset Class & Holdings	% of fund net assets
International equities (continued)	
Caixabank Sa	0.02%
Smartsheet Inc Class A	0.02%
Dominos Pizza Inc	0.02%
EDP Renovaveis SA	0.02%
Kraft Heinz	0.02%
BT Group Plc	0.02%
Telekomunikasi Indonesia	0.02%
Boston Properties Reit Inc	0.02%
Metro Inc	0.02%
CTBC Financial Holding Ltd	0.02%
WEG SA	0.02%
Hang Seng Bank Ltd	0.02%
Transunion	0.02%
Neurocrine Biosciences Inc	0.02%
Burlington Stores Inc	0.02%
Nomura Holdings Inc	0.02%
Pultegroup Inc	0.02%
Kakao Corp	0.02%
Snap On Inc	0.02%
Nippon Yusen	0.02%
BOC Hong Kong Holdings Ltd	0.02%
United Utilities Group Plc	0.02%
MTR Corporation Corp Ltd	0.02%
Epiroc Class A	0.02%
Mtu Aero Engines Holding Ag	0.02%
Sysmex Corp	0.02%
Coca Cola European Partners Plc	0.02%
Swedbank	0.02%
MarketAxess Holdings Inc	0.02%
Spirax-Sarco Engineering Plc	0.02%
Carrefour SA	0.02%
Beiersdorf AG	0.02%
NN Group NV	0.02%
Intercontinental Hotels Group Plc	0.02%
Svenska Cellulosa B	0.02%
CH Robinson Worldwide Inc	0.02%
CP All Non-Voting Dr Pcl	0.02%
Fiserv Inc	0.02%
Tyler Technologies Inc	0.02%
ZTO Express Cayman	0.02%
Xinyi Solar Holdings Ltd	0.02%
Svenska Handelsbanken-A Shs	0.02%
Pool Corp	0.02%
Resona Holdings Inc	0.02%
International Paper	0.02%
Anglo American Plc	0.02%
Verbund AG	0.02%
Burberry Group Plc	0.02%
Mondi Plc	0.02%
Chailease Holding Ltd	0.02%
China Steel Corp	0.02%
Toto Ltd	0.02%
Koninklijke KPN NV	0.02%
E.Sun Financial Holding Ltd	0.02%
Wuliangye Yibin Ltd A	0.02%
Smurfit Kappa Group Plc	0.02%
Epam Systems Inc	0.02%
Masco Corp	0.02%
Mowi	0.02%
China Conch Venture Holdings Ltd	0.02%
Yokogawa Electric Corp	0.02%
Terna Rete Elettrica Nazionale	0.02%
Daifuku Ltd	0.02%
Sage Group Plc	0.02%
Celanese Corp	0.02%
NTT Data Corp	0.02%
Next Plc	0.02%
Airports Of Thailand Non-Voting Dr	0.02%
Hydro One Ltd	0.02%

Asset Class & Holdings	% of fund net assets
International equities (continued)	
New York Community Bancorp Inc	0.02%
Asahi Kasei Corp	0.02%
Mega Financial Holding Ltd	0.02%
Credit Agricole Sa	0.02%
China Overseas Land Investment Ltd	0.02%
Lattice Semiconductor Corp	0.02%
Novocure Ltd	0.02%
Moderna Inc	0.02%
Danske Bank	0.02%
Nan Ya Plastics Corp	0.02%
Digital Realty Trust Reit Inc	0.02%
Cathay Financial Holding Ltd	0.02%
Sekisui House Ltd	0.02%
Boliden	0.02%
Brenntag SE	0.02%
Exact Sciences Corp	0.02%
BorgWarner Inc	0.02%
First Financial Holding Ltd	0.02%
Norsk Hydro	0.02%
Chr Hansen Holding	0.02%
Cognex Corp	0.02%
Micron Technology Inc	0.02%
Cameco Corp	0.02%
Annaly Capital Management Reit Inc	0.02%
Sunrun Inc	0.02%
Westrock	0.02%
Palantir Technologies Inc Class A	0.02%
Nomura Research Institute Ltd	0.02%
Land Securities Group Reit Plc	0.02%
Telus Corp	0.02%
West Japan Railway	0.02%
Zalando	0.02%
Zoominfo Technologies Inc	0.02%
HeidelbergCement AG	0.02%
Imcd Nv	0.02%
Yakult Honsha Ltd	0.02%
Allegion Plc	0.02%
Bangkok Dusit Medical Services	0.02%
CIMB Group Holdings	0.02%
Jpmorgan Chase & Co	0.02%
Severn Trent Plc	0.02%
Docusign Inc	0.02%
CSPC Pharmaceutical Group Ltd	0.02%
Intertek Group Plc	0.02%
CarMax Inc	0.02%
Powszechna Kasa Oszczednosci Bank	0.02%
Hana Financial Group Inc	0.02%
Credicorp Ltd	0.02%
Teradyne Inc	0.01%
Alstom Sa	0.01%
Sun Hung Kai Properties Ltd	0.01%
Hanwha Solutions Corp	0.01%
Apollo Global Management Inc	0.01%
Prysmian	0.01%
Advance Auto Parts Inc	0.01%
Worldline Sa	0.01%
Contemporary Amperex Technology Ltd	0.01%
Black Knight Inc	0.01%
Sungrow Power Supply Ltd A	0.01%
Hasbro Inc	0.01%
Bill Com Holdings Inc	0.01%
Nitto Denko Corp	0.01%
Stora Enso Class R	0.01%
Kingfisher Plc	0.01%
First Horizon Corp	0.01%
Malayan Banking	0.01%
Jackson Financial Inc Class A	0.01%
Red Electrica SA	0.01%
Amphenol Corp Class A	0.01%

Asset Class & Holdings	% of fund net assets
International equities (continued)	
St Jamess Place Plc	0.01%
Central Japan Railway	0.01%
Vail Resorts Inc	0.01%
Ceridian Hcm Holding Inc	0.01%
Sumitomo Metal Mining Ltd	0.01%
Nissin Foods Holdings Ltd	0.01%
Elastic Nv	0.01%
Prosperity Bancshares Inc	0.01%
Siam Cement Non-Voting Dr Pcl	0.01%
Bank Of Ireland Group Plc	0.01%
George Weston Ltd	0.01%
Bouygues SA	0.01%
Whitbread Plc	0.01%
Kikkoman Corp	0.01%
Teradata Corp	0.01%
Experian Plc	0.01%
Zscaler Inc	0.01%
Industrial Bank Ltd A	0.01%
LG Electronics Inc	0.01%
Ormat Tech Inc	0.01%
CapitaLand Integrated Commercial Trust	0.01%
Voya Financial Inc	0.01%
Novanta Inc	0.01%
Wintrust Financial Corp	0.01%
Brookfield Renewable Subordinate V	0.01%
Erste Group Bank Ag	0.01%
Taiwan Cement Corp	0.01%
Berkeley Group Holdings (The) Plc	0.01%
Ametek Inc	0.01%
Argenx	0.01%
Owens Corning	0.01%
Old National Bancorp	0.01%
Puma	0.01%
Robert Half	0.01%
Nippon Building Fund Reit Inc	0.01%
Vonovia Se	0.01%
Fnb Corp	0.01%
Ally Financial Inc	0.01%
Tyson Foods Inc Class A	0.01%
Pinnacle Financial Partners Inc	0.01%
Eiffage SA	0.01%
Knight-Swift Transportation Holdin	0.01%
Bank Of America Corp	0.01%
Tfi International Inc	0.01%
Fortune Brands Innovations Inc	0.01%
Hennes & Mauritz	0.01%
Vipshop Holdings Sponsored Ads Rep	0.01%
Advanced Info Service Non-Voting D	0.01%
Equitable Holdings Inc	0.01%
London Stock Exchange Group Plc	0.01%
Snap Inc Class A	0.01%
Shopify Subordinate Voting Inc Cla	0.01%
Metso Outotec Corp	0.01%
Smith And Nephew Plc	0.01%
Totvs Sa	0.01%
Rollins Inc	0.01%
Antofagasta Plc	0.01%
China Everbright Environment Group	0.01%
Associated Bancorp	0.01%
Finecobank Banca Fineco	0.01%
Yamaha Motor Ltd	0.01%
Wuxi Apptec Ltd A	0.01%
Taiwan Cooperative Financial Holdings	0.01%
Postal Savings Bank Of China Ltd A	0.01%
Ritchie Bros Auctioneers Inc	0.01%
Fifth Third Bancorp	0.01%
Longfor Group Holdings Ltd	0.01%
Us Bancorp	0.01%
Elia Group SA	0.01%

Asset Class & Holdings	% of fund net assets
International equities (continued)	
Ncsoft Corp	0.01%
Wells Fargo	0.01%
Henkel AG	0.01%
Texas Capital Bancshares Inc	0.01%
Nordson Corp	0.01%
Kingspan Group Plc	0.01%
Synovus Financial Corp	0.01%
Japan Real Estate Investment Trust	0.01%
Cullen Frost Bankers Inc	0.01%
Biomerieux SA	0.01%
Radian Group Inc	0.01%
Fidelity National Information Serv	0.01%
Silicon Laboratories Inc	0.01%
Obic Ltd	0.01%
Meiji Holdings Ltd	0.01%
Mgic Investment Corp	0.01%
Citigroup Inc	0.01%
Keyence Corp	0.01%
Lennox International Inc	0.01%
Jm Smucker	0.01%
Largan Precision Ltd	0.01%
OTP Bank	0.01%
First Citizens Bancshares Inc Clas	0.01%
Bank Pekao SA	0.01%
Bloom Energy Class A Corp	0.01%
Telenor	0.01%
Barratt Developments	0.01%
Assurant Inc	0.01%
Lincoln Electric Holdings Inc	0.01%
Bureau Veritas SA	0.01%
Capitaland Investment Ltd	0.01%
Hotai Motor Ltd	0.01%
Tokyu Corp	0.01%
Singapore Airlines Ltd	0.01%
Eqt	0.01%
Paylocity Holding Corp	0.01%
Localiza Rent A Car SA	0.01%
Cemex CPO	0.01%
Asustek Computer Inc	0.01%
Dynatrace Inc	0.01%
Anhui Conch Cement Ltd	0.01%
Paychex Inc	0.01%
Associated British Foods Plc	0.01%
Catalent Inc	0.01%
China Tourism Group Duty Free Corp	0.01%
Toray Industries Inc	0.01%
Bank Ozk	0.01%
Generac Holdings Inc	0.01%
Orion Class B	0.01%
Lg H & H Ltd	0.01%
Invesco Ltd	0.01%
Azbil Corp	0.01%
Lear Corp	0.01%
Citic Securities Ltd A	0.01%
Alteryx Inc Class A	0.01%
Lenovo Group Ltd	0.01%
Shenzhen Inovance Technology Ltd A	0.01%
Pacwest Bancorp	0.01%
Taisei Corp	0.01%
Persimmon Plc	0.01%
Zions Bancorporation	0.01%
JFE Holdings Inc	0.01%
Popular Inc	0.01%
Advantest Corp	0.01%
Xpeng Class A Inc	0.01%
Constellation Software Inc	0.01%
Klepierre REIT SA	0.01%
Rohm Ltd	0.01%
Southstate Corp	0.01%

Asset Class & Holdings	% of fund net assets
International equities (continued)	
Nippon Prologis Reit Inc	0.01%
Dentsply Sirona Inc	0.01%
Elisa	0.01%
Commerce Bancshares Inc	0.01%
First Interstate Bancsystem Inc Cl	0.01%
Kintetsu Group Holdings Ltd	0.01%
Yageo Corp	0.01%
East Money Information Ltd A	0.01%
Z Holdings Corp	0.01%
East West Bancorp Inc	0.01%
Bio Rad Laboratories Inc Class A	0.01%
Sumitomo Realty & Development Ltd	0.01%
Hankyu Hanshin Holdings Inc	0.01%
Abrdn Plc	0.01%
Randstad Holding	0.01%
Mr Cooper Group Inc	0.01%
Amplifon	0.01%
Manhattan Associates Inc	0.01%
Delivery Hero	0.01%
Solvay SA	0.01%
Valley National	0.01%
Gecina SA	0.01%
Western Alliance	0.01%
Valmet	0.01%
Country Garden Services Holdings Co. Ltd	0.01%
Shimadzu Corp	0.01%
Spectris Plc	0.01%
Ivanhoe Mines Ltd Class A	0.01%
Block Inc Class A	0.01%
Jeronimo Martins SA	0.01%
Equatorial Energia SA	0.01%
Te Connectivity Ltd	0.01%
Taishin Financial Holding Ltd	0.01%
Orkla	0.01%
Cvb Financial Corp	0.01%
Telia Company	0.01%
Sekisui Chemical Ltd	0.01%
Dieteren (D) Sa	0.01%
Vivendi	0.01%
Garmin Ltd	0.01%
Elanco Animal Health Inc	0.01%
Yamaha Corp	0.01%
Marvell Technology Inc	0.01%
Banco Do Brasil SA	0.01%
Home Bancshares Inc	0.01%
Ipg Photonics Corp	0.01%
Dassault Systemes	0.01%
Bankunited Inc	0.01%
BMW Pref AG	0.01%
Hexagon Class B	0.01%
Columbia Banking System Inc	0.01%
Wens Foodstuff Group Ltd	0.01%
Jiangsu Hengrui Medicine Ltd A	0.01%
Woori Financial Group Inc	0.01%
Kingdee Intl. Software Group Ltd	0.01%
Sprout Social Inc Class A	0.01%
China Vanke Ltd A	0.01%
Cia Energetica De Minas Gerais Pre	0.01%
Davita Inc	0.01%
United Bankshares Inc	0.01%
Altra Industrial Motion Corp	0.01%
Comerica Inc	0.01%
Mitsubishi Chemical Group Corp	0.01%
Kimberly-Clark De Mexico Class A	0.01%
Dropbox Inc Class A	0.01%
Sensata Technologies Holding Plc	0.01%
Tobu Railway Ltd	0.01%
Gree Electric Appliances Inc Of Zh	0.01%
Sainsbury (J) Plc	0.01%

Asset Class & Holdings	% of fund net assets
International equities (continued)	
Airtac International Group	0.01%
Tcl Zhonghuan Renewable Energy Tec	0.01%
Lamb Weston Holdings Inc	0.01%
Flutter Entertainment Plc	0.01%
Carl Zeiss Meditec AG	0.01%
Ocado Group Plc	0.01%
Singapore Exchange Ltd	0.01%
Schroders Plc	0.01%
First Bancorp	0.01%
Toromont Industries Ltd	0.01%
Gerdau Pref Sa	0.01%
Press Metal Aluminium Holdings	0.01%
Taylor Wimpey Plc	0.01%
Ricoh Ltd	0.01%
Western Union	0.01%
Dai Nippon Printing Ltd	0.01%
Onto Innovation Inc	0.01%
Lumen Technologies Inc	0.01%
Fulton Financial Corp	0.01%
Pennymac Financial Services Inc	0.01%
Leg Immobilien N	0.01%
China Three Gorges Renewables(Grou	0.01%
U Haul Non Voting Series	0.01%
Meyer Burger Technology Ag	0.01%
Unity Software Inc	0.01%
Nutanix Inc Class A	0.01%
Nippon Express Holdings Inc	0.01%
Kghm Polska Miedz Sa	0.01%
Aspen Technology Inc	0.01%
Obayashi Corp	0.01%
Umpqua Holdings Corp	0.01%
Arista Networks Inc	0.01%
Bok Financial Corp	0.01%
Lixil Corp	0.01%
Pandora	0.01%
JDE Peets Nv	0.01%
Luxshare Precision Industry Ltd A	0.01%
Altair Engineering Inc Class A	0.01%
Central Pattana Non-Voting Dr Pcl	0.01%
Wartsila	0.01%
SKF B	0.01%
Yadea Group Holdings Ltd	0.01%
Empire Ltd Class A	0.01%
Koninklijke Philips Nv	0.01%
Citic Ltd	0.01%
Tesco Plc	0.01%
Coca Cola HBC AG	0.01%
Inner Mongolia Yili Industrial Gro	0.01%
Rivian Automotive Inc Class	0.01%
Sino Land Ltd	0.01%
Shenzhen Mindray Bio-Medical Elect	0.01%
Array Technologies Inc	0.01%
Signature Bank	0.01%
Nippon Paint Holdings Ltd	0.01%
Carlyle Group Inc	0.01%
Hmm Ltd	0.01%
Grupo Bimbo A	0.01%
Kajima Corp	0.01%
Ja Solar Technology Ltd A	0.01%
Hapvida Participacoes E Investimen	0.01%
Banco Bradesco Sa	0.01%
Evergreen Marine Corp (Taiwan) Ltd	0.01%
Industrial And Commercial Bank Of	0.01%
Ambarella Inc	0.01%
Hilltop Holdings Inc	0.01%
Pagerduty Inc	0.01%
Ibiden Ltd	0.01%
Abn Amro Bank Nv	0.01%
On Semiconductor Corp	0.01%

Asset Class & Holdings	% of fund net assets
International equities (continued)	
Swire Properties Ltd	0.01%
Shoals Technologies Group Inc Clas	0.01%
Cognizant Technology Solutions Cor	0.01%
Sirius Xm Holdings Inc	0.01%
Luzhou Lao Jiao Ltd A	0.01%
Hoshizaki Corp	0.01%
Evonik Industries Ag	0.01%
Sinopac Financial Holdings Ltd	0.01%
LG Corp	0.01%
Unibail-Rodamco-Westfield Stapled Units	0.01%
Dino Polska Sa	0.01%
Taiwan Mobile Ltd	0.01%
Yang Ming Marine Transport Corp	0.01%
Alibaba Health Information Tech Ltd	0.01%
Mitsui Chemicals Inc	0.01%
Global Payments Inc	0.01%
British Land Reit Plc	0.01%
Cdw Corp	0.01%
Acciona Sa	0.01%
Kesko Class B	0.01%
Gedeon Richter	0.01%
Kobayashi Pharmaceutical Ltd	0.01%
Lincoln National Corp	0.01%
Far Eastone Telecommunications Ltd	0.01%
Hellofresh	0.01%
Nio American Depositary Shares Rep	0.01%
Wuxi Apptec Ltd H	0.01%
Tele2 B	0.01%
Umb Financial Corp	0.01%
Descartes Systems Group Inc	0.01%
Hillenbrand Inc	0.01%
Turkcell Iletisim Hizmetleri A	0.01%
Qiagen Nv	0.01%
Open House Group Ltd	0.01%
Bank Of Communications Ltd A	0.01%
Guidewire Software Inc	0.01%
Newell Brands Inc	0.01%
Siemens Healthineers Ag	0.01%
Fresenius Se And Co Kgaa	0.01%
Boe Technology Group Ltd A	0.01%
HKT Trust & HKT Ltd	0.01%
Essent Group Ltd	0.01%
Bank Of Ningbo Ltd A	0.01%
Clariant AG	0.01%
Banco Bpm	0.01%
Sumitomo Chemical Ltd	0.01%
Accor SA	0.01%
Coca-Cola Femsa Class UBL Units	0.01%
Darling Ingredients Inc	0.01%
Shanghai Commercial Ltd	0.01%
Temenos Ag	0.01%
Tingyi (Cayman Islands) Holdings	0.01%
Lojas Renner SA	0.01%
Nordex	0.01%
Independent Bank Corp	0.01%
Capcom Ltd	0.01%
Yunnan Energy New Materials Ltd A	0.01%
First Hawaiian Inc	0.01%
Keio Corp	0.01%
Wanhua Chemical Group Ltd A	0.01%
Hypermarcas Sa	0.01%
Ping An Bank Ltd A	0.01%
Kinross Gold Corp	0.01%
John Bean Technologies Corp	0.01%
Gartner Inc	0.01%
Dolby Laboratories Inc Class A	0.01%
Ats Corp	0.01%
Muyuan Foods Ltd A	0.01%
Adecco Group AG	0.01%

Asset Class & Holdings	% of fund net assets
International equities (continued)	
PPB Group	0.01%
Penumbra Inc	0.01%
SG Holdings Ltd	0.01%
Vinda International Ltd	0.01%
Turk Hava Yollari AO	0.01%
Companhia De Saneamento Basico	0.01%
Nemetschek	0.01%
Gildan Activewear Inc	0.01%
Daqo New Energy Adr Representing	0.01%
Cyber Agent Inc	0.01%
Zhejiang Huayou Cobalt Ltd A	0.01%
Covivio SA	0.01%
Glacier Bancorp Inc	0.01%
Holmen Class B	0.01%
Tongcheng Travel Holdings Ltd	0.01%
United Community Banks Inc	0.01%
Box Inc Class A	0.01%
Sunnova Energy International Inc	0.01%
Grab Holdings Ltd Class	0.01%
Shanxi Xinghuacun Fen Wine Factory	0.01%
Banco De Sabadell Sa	0.01%
Masimo Corp	0.01%
S.F. Holding Ltd A	0.01%
FirstService Subordinate Voting Co	0.01%
Klabin Units SA	0.01%
Hancock Whitney Corp	0.01%
Poly Developments And Holdings Gro	0.01%
China Feihe Ltd	0.01%
Sps Commerce Inc	0.01%
Energy Absolute Non-Voting Dr Pcl	0.01%
Maxlinear Inc	0.01%
Cia Energetica De Minas Gerais	0.01%
Genscript Biotech Corp	0.01%
Shockwave Medical Inc	0.01%
Molson Coors Brewing Class B	0.01%
Five9 Inc	0.01%
Bumrungrad Hospital Non-Voting	0.01%
Corning Inc	0.01%
Ucb Sa	0.01%
Simmons First National Corp Class	0.01%
Auo Corp	0.01%
Korea Zinc Inc	0.01%
Performance Food Group	0.01%
President Chain Store Corp	0.01%
Clarivate Plc	0.01%
Rumo SA	0.01%
Suntory Beverage & Food Ltd	0.01%
Charoen Pokphand Foods Non-Voting	0.01%
Minor International Public Non Voting	0.01%
Sartorius Pref Ag	0.01%
Eve Energy Ltd A	0.01%
Telefonica Deutschland Holding AG	0.01%
Raia Drogasil Sa	0.01%
Encavis Ag	0.01%
Korean Air Lines Ltd	0.01%
Unibail Rodamco We Stapled Units	0.01%
Inspire Medical Systems Inc	0.01%
Aviva Plc	0.01%
Home Product Center Non-Voting Dr	0.01%
Bruker Corp	0.01%
Community Bank System Inc	0.01%
Tenable Holdings Inc	0.01%
Alpha Services And Holdings	0.01%
S.F. Holding Ltd	0.01%
Eurofins Scientific	0.01%
Kurita Water Industries Ltd	0.01%
Telefonica Brasil SA	0.01%
Cgi Inc	0.01%
Canadian Apartment Properties REIT	0.01%

Asset Class & Holdings	% of fund net assets
International equities (continued)	
Shimizu Corp	0.01%
Hellenic Telecommunications Organization SA	0.01%
3I Group Plc	0.01%
Haier Smart Home Ltd A	0.01%
Bawag Group Ag	0.01%
Grupo Aeroportuario Del Sureste	0.01%
Ringkjobing Landbobank	0.01%
Sun Communities Reit Inc	0.01%
Bankinter Sa	0.01%
Axiata Group	0.01%
Ameris Bancorp	0.01%
Inner Mongolia Yili Industrial Group Co. Ltd	0.01%
Independent Bank Group Inc	0.01%
Husqvarna	0.01%
Salmar	0.01%
Hulic Ltd	0.01%
China State Construction Engineeri	0.01%
Gafeng Lithium Ltd	0.01%
Sany Heavy Industry Ltd A	0.01%
Scg Packaging Pcl Non-Voting Dr	0.01%
Zte Corp A	0.01%
Wsfs Financial Corp	0.01%
Bank Of Jiangsu Corporation Ltd A	0.01%
Gruma	0.01%
Shanghai M&G Stationery Inc A	0.01%
Us Foods Holding Corp	0.01%
Washington Federal Inc	0.01%
Shift Inc	0.01%
Kadant Inc	0.01%
ESR Cayman Ltd	0.01%
Scb X Public Company Limited Non-V	0.01%
Solaria Energia Y Medio Ambiente S	0.01%
Demant	0.01%
Cosco Shipping Holdings Ltd	0.01%
Banner Corp	0.01%
Coway Ltd	0.01%
Aier Eye Hospital Group Ltd A	0.01%
Verisign Inc	0.01%
Nari Technology Ltd A	0.01%
Etsy Inc	0.01%
Fortnox	0.01%
Boralex Inc Class A	0.01%
Qualys Inc	0.01%
Foshan Hai Tian Flavouring & Food	0.01%
Pt Sumber Alfaria	0.01%
First Financial Bankshares Inc	0.01%
Ganfeng Lithium Group Ltd A	0.01%
Yuhan Corp	0.01%
Hyundai Glovis Ltd	0.01%
Agricultural Bank Of China Ltd A	0.01%
Acer	0.01%
Sunpower Corp	0.01%
Investec Plc	0.01%
Jiangsu Yanghe Brewery Joint-Stock	0.01%
Globus Medical Inc Class A	0.01%
China Southern Airlines Ltd	0.01%
Voestalpine AG	0.01%
Nexi	0.01%
Cathay General Bancorp	0.01%
Voltronic Power Technology Corp	0.01%
Posco Chemical Ltd	0.01%
Bank Of Hawaii Corp	0.01%
Zhangzhou Pientzehuang Pharmaceuti	0.01%
Shanghai Pudong Development Bank L	0.01%
Taiwan High Speed Rail Corp	0.01%
Hansoh Pharmaceutical Group Ltd	0.01%
Tingyi (Cayman Islands) Holdings C	0.01%
China Minsheng Banking Corp Ltd A	0.01%
New Relic Inc	0.01%

Asset Class & Holdings	% of fund net assets
International equities (continued)	
Teledyne Technologies Inc	0.01%
Sartorius Stedim Biotech Sa	0.01%
Ingredion Inc	0.01%
Cs Wind Corp	0.01%
LG Display Ltd	0.01%
Kion Group Ag	0.01%
Gjensidige Forsikring	0.01%
LPP SA	0.01%
China Three Gorges Renewables	0.01%
Swire Pacific Ltd A	0.01%
Cadence Bank	0.01%
Seacoast Banking Of Florida	0.01%
Blackline Inc	0.01%
Odakyu Electric Railway Ltd	0.01%
Others	1.34%
Total	64.73%
Alternatives	
The Maui Capital Aqua Fund	0.10%
The Maui Capital Indigo Fund	0.05%
Pencarrow IV Investment	0.00%
Total	0.16%
Grand Total	**100%**

MAS Retirement Savings Scheme

Aggressive Fund Holdings

As at 31 December 2022

Asset Class & Holdings Region	% Portfolio
Cash and cash equivalents	
New Zealand	5.76%
Other	0.10%
Total	5.86%
New Zealand fixed interest	
New Zealand	2.59%
Total	2.59%
International fixed interest	
North America	3.01%
Japan	1.67%
Europe	0.68%
United Kingdom	0.40%
Emerging Markets	0.08%
Europe - Non EMU	0.08%
New Zealand	0.00%
Australia	-0.05%
Other Countries	0.12%
Total	5.99%
Australasian equities	
New Zealand	21.04%
Australia	6.57%
Total	27.61%
International equities	
North America	36.20%
Europe	5.70%
New Zealand	3.90%
Emerging Markets	2.91%
United Kingdom	2.75%
Japan	2.68%
Europe - Non EMU	1.38%
Australia	0.22%
Other Countries	2.04%
Total	57.78%
Alternatives	
New Zealand	0.17%
Total	0.17%
Grand Total	**100%**

Regional Asset Class Allocation

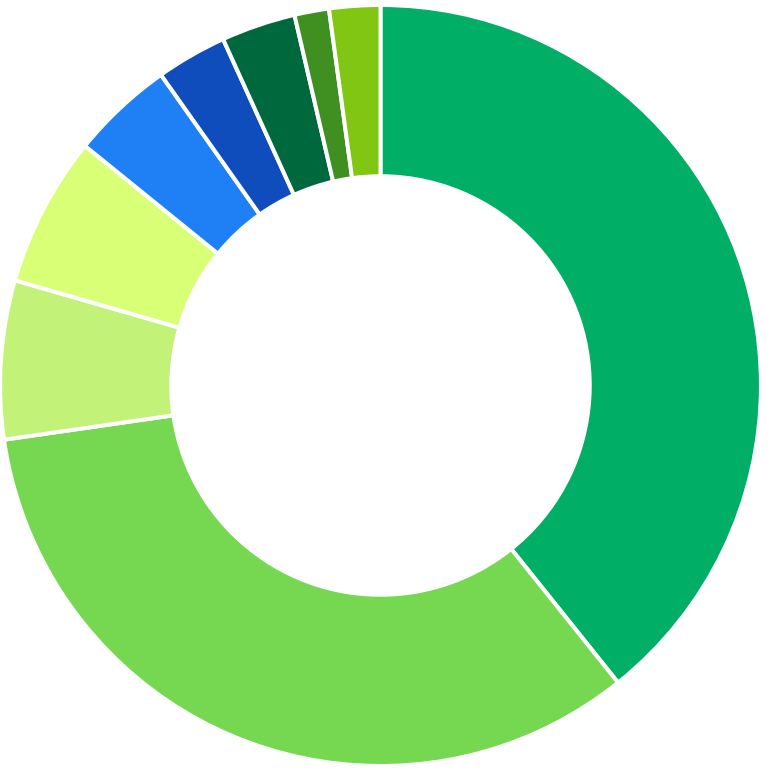

Notes:

1. Fund holdings are current as at 31 December 2022. Future holdings may be different from those stated. Investments are managed in accordance with the MAS Retirement Savings Scheme's SIPO, available on the MAS website at **mas.co.nz/retirement-savings**

2. For holdings by region:
   a. 'Other countries' includes any other region not named.
   b. For Cash and cash equivalents, regions other than New Zealand have been grouped as 'Other'.
   c. EMU is the European Economic and Monetary Union.
   d. All holdings have been rounded to 2 decimal places, so the sum of holdings may not always total to 100.00%

3. For full holdings:
   a. Holdings less than 0.01% have been grouped as 'Other'.

4. Creditors are shown as negative holdings, which may include any currency hedging positions in place for the Fund.

5. Medical Funds Management Limited is the issuer of the MAS Retirement Savings Scheme. The PDS for the MAS Retirement Savings Scheme is available on the MAS website at **mas.co.nz/retirement-savings**

Asset Class & Holdings	% of fund net assets
Cash and cash equivalents	
JBWere Premium Custody Call Account - NZD	5.67%
China Construction Bank On Term @ 3.7% 17/06/2022	0.07%
USD Cash	0.05%
Westpac On Term @ 2.620% 15/02/2022 15/02/2023	0.01%
Others	0.05%
Total	5.86%
New Zealand fixed interest	
Bank of New Zealand 4.985% 07/06/2027	0.39%
Kiwibank 5.737% 19/10/2027	0.25%
Westpac 3.696% 16/02/27	0.23%
Vector Ltd 4.996% 14/03/2024	0.21%
Chorus Ltd 4.35% 06/12/2028	0.21%
NZ Govt 1.5% 15/05/2031	0.16%
ASB 5.524% 21/06/2027	0.13%
Bank of New Zealand 5.536% 25/05/2028	0.10%
Auckland International Airport 3.29% 17/11/2026	0.10%
ANZ Bank NZ Limited 2.999% 17/09/2031	0.10%
Westpac 1.439% 02/24/26	0.10%
Westpac 6.19% 16/09/2032	0.10%
ANZ Bank NZ Limited 3.03% 20/03/2024	0.08%
Infratil Limited 3.50% 15/12/2029	0.08%
Transpower New Zealand 4.627% 16/09/2027	0.08%
Quayside Holding (QHLNZ) 10% Series	0.06%
Christchurch International Airport 5.53% 05/04/2027	0.04%
Auckland International Airport 3.51% 10/10/2024	0.04%
ASB 1.646% 04/05/2026	0.02%
Christchurch City Holdings Ltd 3.01% 05/11/2026	0.02%
Kiwibank 2.635% 05/10/2026	0.02%
ASB 1.83% 08/19/2024	0.01%
Powerco Limited 4.67% 15/11/2024	0.01%
Christchurch City Holdings Ltd 3.58% 27/11/2024	0.01%
Westpac 2.083% 20/02/2025	0.01%
Total	2.59%
International fixed interest	
Hunter Global Fixed Interest Fund	5.99%
Total	5.99%
Australasian equities	
Infratil Ltd	3.24%
Fisher & Paykel Healthcare Ltd	2.90%
Meridian Energy Limited	1.91%
Mainfreight Ltd	1.79%
Spark New Zealand Ltd	1.78%
Auckland International Airport Ltd	1.49%
Ebos Group Ltd	1.48%
A2 Milk Company Ltd	1.33%
Fletcher Building Ltd	1.15%
CSL Limited	0.85%
Chorus Ltd	0.83%
Mercury NZ Limited	0.76%
NEXTDC Ltd	0.74%
Macquarie Group Ltd	0.74%
National Australia Bank Ltd	0.73%
Telstra Corp Ltd	0.67%
News Corp-CDI Class B	0.67%
Woolworths Ltd	0.57%
Port of Tauranga Ltd	0.56%
Ramsay Health Care Ltd	0.53%
Freightways Ltd	0.49%
Summerset Group Holdings Ltd	0.48%
Qantas Airways Ltd	0.42%
Allkem Ltd	0.35%
Xero Ltd	0.30%
Ryman Healthcare Ltd	0.25%
Oceania Healthcare Limited	0.25%
Investore Property Limited	0.23%

Asset Class & Holdings	% of fund net assets
Australasian equities (continued)	
Stride Property Ltd and Stride Invest Mgmt Ltd	0.12%
Total	27.61%
International equities	
NZDUSD Maturing 27/01/2023 (BZL NZ)	3.71%
Microsoft Corp	2.94%
Alphabet Inc Class A	0.90%
Alphabet Inc Class C	0.84%
Procter & Gamble	0.79%
Nvidia Corp	0.66%
Visa Inc Class A	0.61%
Coca-Cola	0.57%
Pepsico Inc	0.55%
Taiwan Semiconductor Manufacturing Co. Ltd	0.55%
Eli Lilly	0.54%
Mastercard Inc Class A	0.54%
Thermo Fisher Scientific Inc	0.53%
AbbVie Inc	0.53%
Astrazeneca Plc	0.51%
Tesla Inc	0.50%
Home Depot Inc	0.49%
Roche Holding Par AG	0.46%
Adobe Inc	0.42%
Tencent Holdings Ltd	0.40%
Hsbc Holdings Plc	0.38%
Salesforce Inc	0.37%
Cisco Systems Inc	0.35%
Novo Nordisk Class B	0.34%
ASML Holding NV	0.33%
Danaher Corp	0.32%
LVMH	0.31%
Intuit Inc	0.30%
Accenture Plc Class A	0.30%
Linde Plc	0.28%
Amgen Inc	0.27%
Texas Instrument Inc	0.27%
International Business Machines Co	0.25%
Verizon Communications Inc	0.25%
Alibaba Group Holding Ltd	0.25%
Unilever Plc	0.24%
Walt Disney	0.24%
Servicenow Inc	0.23%
Nike Inc Class B	0.22%
Caterpillar Inc	0.22%
Toyota Motor Corp	0.22%
Elevance Health Inc	0.22%
AUDNZD Maturing 27/01/2023 (BZL NZ)	0.22%
Lowes Companies Inc	0.21%
Abbott Laboratories	0.21%
Automatic Data Processing Inc	0.20%
Aia Group Ltd	0.20%
S&P Global Inc	0.20%
Intel Corporation Corp	0.20%
Apple Inc	0.19%
United Parcel Service Inc Class B	0.19%
Becton Dickinson	0.19%
Deere	0.19%
Gilead Sciences Inc	0.19%
Charles Schwab Corp	0.18%
Cigna Corp	0.18%
Toronto Dominion	0.18%
Colgate-Palmolive	0.17%
SAP	0.17%
Starbucks Corp	0.17%
Morgan Stanley	0.17%
Chubb Ltd	0.17%
Roper Technologies Inc	0.17%
Bnp Paribas SA	0.17%

Asset Class & Holdings	% of fund net assets
International equities (continued)	
BlackRock Inc	0.16%
Kimberly Clark Corp	0.16%
Oracle Corp	0.16%
EURNZD Maturing 27/01/2023 (BZL NZ)	0.16%
Prologis REIT Inc	0.16%
Novartis Ag	0.16%
Regeneron Pharmaceuticals Inc	0.15%
Applied Material Inc	0.15%
American Tower Reit Corp	0.15%
Amazon Com Inc	0.15%
Meituan	0.15%
Novo Nordisk Class B	0.14%
Sony Group Corp	0.14%
American Express	0.14%
Johnson & Johnson	0.14%
TJX Inc	0.14%
Vestas Wind Systems	0.14%
Vertex Pharmaceuticals Inc	0.14%
Synopsys Inc	0.14%
NZDCAD Maturing 27/01/2023 (BZL NZ)	0.13%
Allianz	0.13%
Illinois Tool Inc	0.13%
Loreal SA	0.13%
Target Corp	0.13%
Marsh & McLennan Inc	0.13%
Unitedhealth Group Inc	0.13%
Booking Holdings Inc	0.12%
Cadence Design Systems Inc	0.12%
Autodesk Inc	0.12%
ING Groep NV	0.12%
Zoetis Inc Class A	0.12%
Medtronic Plc	0.12%
Edwards Lifesciences Corp	0.12%
Dexcom Inc	0.12%
Sherwin Williams	0.12%
Progressive Corp	0.11%
Schneider Electric	0.11%
Humana Inc	0.11%
Lloyds Banking Group Plc	0.11%
Lair Liquide Societe Anonyme Pour	0.11%
Essilorluxottica SA	0.11%
PNC Financial Services Group Inc	0.11%
General Mills Inc	0.11%
Lam Research Corp	0.10%
Compagnie Financiere Richemont SA	0.10%
CSX Corp	0.10%
Relx Plc	0.10%
Intesa Sanpaolo	0.10%
Nordea Bank	0.10%
Waste Management Inc	0.10%
Truist Financial Corp	0.10%
Aon Plc Class A	0.10%
Banco Bilbao Vizcaya Argentaria SA	0.10%
Aflac Inc	0.09%
Eaton Plc	0.09%
HCA Healthcare Inc	0.09%
Reckitt Benckiser Group Plc	0.09%
Electronic Arts Inc	0.09%
Bank Of Montreal	0.09%
CME Group Inc Class A	0.09%
China Construction Bank Corp H	0.09%
Equinix Reit Inc	0.09%
Daiichi Sankyo Ltd	0.09%
Crown Castle Inc	0.09%
Norfolk Southern Corp	0.09%
Idexx Laboratories Inc	0.09%
Bank Of Nova Scotia	0.09%
Estee Lauder Inc Class	0.09%
Intercontinental Exchange Inc	0.09%

Asset Class & Holdings	% of fund net assets
International equities (continued)	
Prosus NV	0.09%
Intuitive Surgical Inc	0.08%
Centene Corp	0.08%
Cvs Health Corp	0.08%
GBPNZD Maturing 27/01/2023 (BZL NZ)	0.08%
ABB Ltd	0.08%
VMware Class A Inc	0.08%
Agilent Technologies Inc	0.08%
ResMed Inc	0.08%
Axa SA	0.08%
Compass Group Plc	0.08%
Enphase Energy Inc	0.08%
Nucor Corp	0.08%
Motorola Solutions Inc	0.08%
Lonza Group AG	0.08%
Hitachi Ltd	0.07%
Nxp Semiconductors Nv	0.07%
KDDI Corp	0.07%
Meta Platforms Inc Class A	0.07%
PPG Industries Inc	0.07%
Pfizer Inc	0.07%
Biogen Inc	0.07%
Mccormick & Co Non-Voting Inc	0.07%
Prudential Plc	0.07%
Merck & Co Inc	0.07%
Nintendo Ltd	0.07%
Ansys Inc	0.07%
Moodys Corp	0.07%
Activision Blizzard Inc	0.07%
DBS Group Holdings Ltd	0.07%
Recruit Holdings Ltd	0.07%
Iqvia Holdings Inc	0.07%
Travelers Companies Inc	0.07%
Johnson Controls International Plc	0.07%
Church And Dwight Inc	0.07%
Baxter International Inc	0.07%
Glaxosmithkline	0.07%
Tokyo Electron Ltd	0.07%
Bank Of New York Mellon Corp	0.07%
Stryker Corp	0.07%
Hormel Foods Corp	0.06%
WW Grainger Inc	0.06%
Cardinal Health Inc	0.06%
Clorox	0.06%
Shopify Subordinate Voting Inc Class A	0.06%
T Rowe Price Group Inc	0.06%
Sanofi Sa	0.06%
AmerisourceBergen Corp	0.06%
Keurig Dr Pepper Inc	0.06%
Ross Stores Inc	0.06%
Nutrien Ltd	0.06%
Genuine Parts	0.06%
Broadcom Inc	0.06%
Arthur J Gallagher	0.06%
Kering SA	0.06%
Trane Technologies Plc	0.06%
Genmab	0.06%
Boston Scientific Corp	0.06%
Mettler Toledo Inc	0.06%
Archer Daniels Midland	0.06%
MercadoLibre Inc	0.06%
Banco Santander Sa	0.06%
Rockwell Automation Inc	0.06%
Daikin Industries Ltd	0.06%
CRH Plc	0.06%
Fast Retailing Ltd	0.06%
Dover Corp	0.06%
East Japan Railway	0.06%
Daiwa House Industry Ltd	0.06%

Asset Class & Holdings	% of fund net assets
International equities (continued)	
Newmont	0.06%
Itochu Corp	0.06%
Prudential Financial Inc	0.06%
Lululemon Athletica Inc	0.06%
Allstate Corp	0.06%
Illumina Inc	0.06%
Keysight Technologies Inc	0.06%
West Pharmaceutical Services Inc	0.06%
Canadian Imperial Bank of Commerce	0.05%
NZDCHF Maturing 27/01/2023 (BZL NZ)	0.05%
Societe Generale SA	0.05%
Solaredge Technologies Inc	0.05%
Workday Inc Class A	0.05%
Amcor Plc	0.05%
Palo Alto Networks Inc	0.05%
Fanuc Corp	0.05%
Hoya Corp	0.05%
Sika AG	0.05%
Carrier Global Corp	0.05%
Hilton Worldwide Holdings Inc	0.05%
Paccar Inc	0.05%
Ameriprise Finance Inc	0.05%
Cummins Inc	0.05%
Waste Connections Inc	0.05%
Kweichow Moutai Ltd A	0.05%
Insulet Corp	0.05%
Ashtead Group Plc	0.05%
Danone SA	0.05%
Merck	0.05%
Otis Worldwide Corp	0.05%
HP Inc	0.05%
Deutsche Boerse AG	0.05%
Vodafone Group Plc	0.05%
SoftBank Corp	0.05%
M&T Bank Corp	0.05%
SK Hynix Inc	0.05%
Hologic Inc	0.05%
Take Two Interactive Software Inc	0.05%
China Merchants Bank Ltd	0.05%
Cincinnati Financial Corp	0.05%
Atlas Copco Class A	0.05%
Umicore SA	0.05%
Mckesson Corp	0.05%
Steris	0.05%
DNB Bank	0.05%
Sysco Corp	0.05%
Baidu Class A Inc	0.05%
Mondelez International Inc Class A	0.05%
Horizon Therapeutics Public Plc	0.05%
First Solar Inc	0.05%
Bank Central Asia	0.05%
Sba Communications Reit Corp	0.05%
MediaTek Inc	0.05%
Koninklijke Ahold Delhaize NV	0.05%
Alnylam Pharmaceuticals Inc	0.05%
D R Horton Inc	0.04%
Welltower	0.04%
Splunk Inc	0.04%
Huntington Bancshares Inc	0.04%
First Republic Bank	0.04%
Netease Inc	0.04%
Barclays Plc	0.04%
BMW AG	0.04%
Industria De Diseno Textil Inditex	0.04%
Regions Financial Corp	0.04%
Republic Services Inc	0.04%
State Street Corp	0.04%
Walgreen Boots Alliance Inc	0.04%
Murata Manufacturing Ltd	0.04%

Asset Class & Holdings	% of fund net assets
International equities (continued)	
Givaudan SA	0.04%
Swiss Re AG	0.04%
Fortive Corp	0.04%
Astellas Pharma Inc	0.04%
American Water Works Inc	0.04%
SSE Plc	0.04%
KBC Groep	0.04%
Ebay Inc	0.04%
Wuxi Biologics Cayman Inc	0.04%
Discover Financial Services	0.04%
Wolters Kluwer NV	0.04%
Old Dominion Freight Line	0.04%
Citizens Financial Group Inc	0.04%
Fastenal	0.04%
Willis Towers Watson Plc	0.04%
Fujitsu Ltd	0.04%
Fortinet Inc	0.04%
Verisk Analytics Inc	0.04%
International Flavors & Fragrances	0.04%
United Overseas Bank Ltd	0.04%
Conagra Brands Inc	0.04%
Franklin Resources Inc	0.04%
KKR and Co Inc	0.04%
Xylem Inc	0.04%
Kellogg	0.04%
Copart Inc	0.04%
Essity Class B	0.04%
Samsung SDI Ltd	0.04%
Laboratory Corporation Of America	0.04%
Hewlett Packard Enterprise	0.04%
VF Corp	0.04%
Bristol Myers Squibb	0.04%
Northern Trust Corp	0.04%
A O Smith Corp	0.04%
Aptiv Plc	0.04%
Tractor Supply	0.04%
CBRE Group Inc Class A	0.04%
Sampo	0.04%
KeyCorp	0.04%
United Rentals Inc	0.04%
Hubspot Inc	0.04%
Pentair	0.04%
Arch Capital Group Ltd	0.04%
Intact Financial Corp	0.04%
Ulta Beauty Inc	0.04%
Weyerhaeuser REIT	0.04%
Hartford Financial Services Group	0.04%
Diageo Plc	0.04%
National Bank Of Canada	0.04%
Molina Healthcare Inc	0.04%
Adidas N AG	0.04%
Gen Digital Inc	0.04%
Dai-Ichi Life Holdings Inc	0.04%
Johnson Matthey Plc	0.03%
Netflix Inc	0.03%
Yum China Holdings Inc	0.03%
China Mengniu Dairy Ltd	0.03%
Advanced Micro Devices Inc	0.03%
Chocoladefabriken Lindt & Spruengli AG	0.03%
Quest Diagnostics Inc	0.03%
Agnico Eagle Mines Ltd	0.03%
Principal Financial Group Inc	0.03%
Martin Marietta Materials Inc	0.03%
Byd Ltd	0.03%
Legrand SA	0.03%
Warner Bros. Discovery Inc	0.03%
Qualcomm Inc	0.03%
Assa Abloy AB	0.03%
Legal and General Group Plc	0.03%

Asset Class & Holdings	% of fund net assets
International equities (continued)	
West Fraser Timber Ltd	0.03%
Unicredit	0.03%
Koninkilijke Dsm NV	0.03%
Perkinelmer Inc	0.03%
Brown Forman Corp Class B	0.03%
Geberit AG	0.03%
Nasdaq Inc	0.03%
Bunge Ltd	0.03%
Uni-President Enterprises Corp	0.03%
Sandvik	0.03%
Contemporary Amperex Technology Lt	0.03%
Water Corp	0.03%
Air Products And Chemicals Inc	0.03%
Coloplast B	0.03%
Komatsu Ltd	0.03%
Wh Group Ltd	0.03%
Thomson Reuters Corp	0.03%
Biomarin Pharmaceutical Inc	0.03%
Ingersoll Rand Inc	0.03%
Upm-Kymmene	0.03%
Orix Corp	0.03%
Teleflex Inc	0.03%
Orange SA	0.03%
Incyte Corp	0.03%
Raymond James Inc	0.03%
Eisai Ltd	0.03%
Quanta Services Inc	0.03%
Open Text Corp	0.03%
Align Technology Inc	0.03%
Rio Tinto Plc	0.03%
Crowdstrike Holdings Inc Class A	0.03%
Zimmer Biomet Holdings Inc	0.03%
Unicharm Corp	0.03%
Pearson Plc	0.03%
Wheaton Precious Metals Corp	0.03%
Terumo Corp	0.03%
Plug Power Inc	0.03%
Bayer Ag	0.03%
Grupo Finance Banorte	0.03%
Steel Dynamics Inc	0.03%
Rentokil Initial Plc	0.03%
Corteva Inc	0.03%
Kao Corp	0.03%
Marubeni Corp	0.03%
Naver Corp	0.03%
Delta Electronics Inc	0.03%
Compagnie Generale Des Etablisseme	0.03%
Veolia Environ. SA	0.03%
China Yangtze Power Ltd A	0.03%
Standard Chartered Plc	0.03%
Chugai Pharmaceutical Ltd	0.03%
Ericsson B	0.03%
Ptc Inc	0.03%
Expeditors International Of Washin	0.03%
Panasonic Holdings Corp	0.03%
Shiseido Ltd	0.03%
Cintas Corp	0.03%
SVB Financial Group	0.03%
Fujifilm Holdings Corp	0.03%
Expeditors International Of Washington Inc	0.03%
Best Buy Inc	0.03%
Cooper Inc	0.03%
Federal Realty Investment Trust Re	0.03%
Deutsche Bank Ag	0.03%
Sonova Holding AG	0.03%
Realty Income Reit Corp	0.03%
Lpl Financial Holdings Inc	0.03%
Commerzbank AG	0.03%
A P Moller Maersk	0.03%

Asset Class & Holdings	% of fund net assets
International equities (continued)	
Link Real Estate Investment Trust	0.03%
Kla Corp	0.03%
Idex Corp	0.03%
Trade Desk Inc Class A	0.03%
Ventas Reit Inc	0.03%
Atlas Copco Class B	0.03%
Campbell Soup	0.03%
Mcdonalds Corp	0.02%
Synchrony Financial	0.02%
Monster Beverage Corp	0.02%
Straumann Holding AG	0.02%
Public Bank	0.02%
Bio Techne Corp	0.02%
Walmart Inc	0.02%
3M	0.02%
Rogers Communications Non-Voting I	0.02%
Healthpeak Properties Inc	0.02%
Howmet Aerospace Inc	0.02%
Swiss Life Holding AG	0.02%
Ping An Insurance (Group) Of China	0.02%
Mosaic	0.02%
Stanley Black & Decker Inc	0.02%
Ball Corp	0.02%
China Resources Land Ltd	0.02%
CNH Industrial NV	0.02%
Zebra Technologies Corp Class A	0.02%
Dollarama Inc	0.02%
Constellation Brands Inc Class A	0.02%
Singapore Telecommunications Ltd	0.02%
Webster Financial Corp	0.02%
Magna International Inc	0.02%
SGS SA	0.02%
Kerry Group Plc	0.02%
Symrise AG	0.02%
WSP Global Inc	0.02%
Bunzl	0.02%
Natwest Group Plc	0.02%
Novozymes B	0.02%
Datadog Inc Class A	0.02%
Longi Green Energy Technology Ltd	0.02%
Jb Hunt Transport Services	0.02%
Analog Devices Inc	0.02%
Mitsubishi Estate Co Ltd	0.02%
KB Financial Group Inc	0.02%
Essex Property Trust Reit Inc	0.02%
Teleperformance	0.02%
Nibe Industrier Class B	0.02%
AEON Ltd	0.02%
Waters Corp	0.02%
Hershey Foods	0.02%
Trimble Inc	0.02%
United Micro Electronics Corp	0.02%
Banco Bradesco Pref SA	0.02%
Fubon Financial Holding Ltd	0.02%
Fomento Economico Mexicano	0.02%
China Merchants Bank Ltd A	0.02%
Paypal Holdings Inc	0.02%
Skandinaviska Enskilda Banken	0.02%
Brown & Brown Inc	0.02%
Snowflake Class A	0.02%
FactSet Research Systems Inc	0.02%
WR Berkley Corp	0.02%
LKQ Corp	0.02%
Centrais Eletr Bras-Eletrobras	0.02%
Gea Group Ag	0.02%
WPP Plc	0.02%
Kubota Corp	0.02%
Microchip Technology Inc	0.02%
Informa Plc	0.02%

Asset Class & Holdings	% of fund net assets
International equities (continued)	
TDK Corp	0.02%
Sompo Holdings Inc	0.02%
Coupa Software Inc	0.02%
Publicis Groupe SA	0.02%
Nippon Steel Corp	0.02%
LI Auto Class A Inc	0.02%
Interpublic Group Of Companies Inc	0.02%
Saputo Inc	0.02%
Shinhan Financial Group Ltd	0.02%
Omron Corp	0.02%
Segro REIT Plc	0.02%
Bentley Systems Inc Class B	0.02%
Cboe Global Markets Inc	0.02%
MS&AD Insurance Group Holdings Inc	0.02%
Alcon Ag	0.02%
Power Corporation Of Canada	0.02%
BYD Ltd A	0.02%
Shionogi Ltd	0.02%
Chunghwa Telecom Ltd	0.02%
Haleon Plc	0.02%
Kuehne und Nagel International AG	0.02%
Henry Schein Inc	0.02%
Ajinomoto Inc	0.02%
Booz Allen Hamilton Holding Corp C	0.02%
Sumitomo Mitsui Trust Holdings Inc	0.02%
Albemarle Corp	0.02%
Jazz Pharmaceuticals Plc	0.02%
Akzo Nobel NV	0.02%
Paycom Software Inc	0.02%
Bank Leumi Le Israel	0.02%
Fair Isaac Corp	0.02%
Zoom Video Communications Inc Clas	0.02%
Henkel & KGaA Pref AG	0.02%
Yaskawa Electric Corp	0.02%
Croda International Plc	0.02%
Caixabank Sa	0.02%
Smartsheet Inc Class A	0.02%
Dominos Pizza Inc	0.02%
EDP Renovaveis SA	0.02%
Kraft Heinz	0.02%
BT Group Plc	0.02%
Telekomunikasi Indonesia	0.02%
Boston Properties Reit Inc	0.02%
Metro Inc	0.02%
CTBC Financial Holding Ltd	0.02%
WEG SA	0.02%
Hang Seng Bank Ltd	0.02%
Transunion	0.02%
Neurocrine Biosciences Inc	0.02%
Burlington Stores Inc	0.02%
Nomura Holdings Inc	0.02%
Pultegroup Inc	0.02%
Kakao Corp	0.02%
Snap On Inc	0.02%
Nippon Yusen	0.02%
BOC Hong Kong Holdings Ltd	0.02%
United Utilities Group Plc	0.02%
MTR Corporation Corp Ltd	0.02%
Epiroc Class A	0.02%
Mtu Aero Engines Holding Ag	0.02%
Sysmex Corp	0.02%
Coca Cola European Partners Plc	0.02%
Swedbank	0.02%
MarketAxess Holdings Inc	0.02%
Spirax-Sarco Engineering Plc	0.02%
Carrefour SA	0.02%
Beiersdorf AG	0.02%
NN Group NV	0.02%
Intercontinental Hotels Group Plc	0.02%

Asset Class & Holdings	% of fund net assets
International equities (continued)	
Svenska Cellulosa B	0.02%
CH Robinson Worldwide Inc	0.02%
CP All Non-Voting Dr Pcl	0.02%
Fiserv Inc	0.02%
Tyler Technologies Inc	0.02%
ZTO Express Cayman	0.02%
Xinyi Solar Holdings Ltd	0.02%
Svenska Handelsbanken-A Shs	0.02%
Pool Corp	0.02%
Resona Holdings Inc	0.02%
International Paper	0.02%
Anglo American Plc	0.02%
Verbund AG	0.02%
Burberry Group Plc	0.02%
Mondi Plc	0.02%
Chailease Holding Ltd	0.02%
China Steel Corp	0.02%
Toto Ltd	0.02%
Koninklijke KPN NV	0.02%
E.Sun Financial Holding Ltd	0.02%
Wuliangye Yibin Ltd A	0.02%
Smurfit Kappa Group Plc	0.02%
Epam Systems Inc	0.02%
Masco Corp	0.02%
Mowi	0.02%
China Conch Venture Holdings Ltd	0.02%
Yokogawa Electric Corp	0.02%
Terna Rete Elettrica Nazionale	0.02%
Daifuku Ltd	0.02%
Sage Group Plc	0.02%
Celanese Corp	0.02%
NTT Data Corp	0.02%
Next Plc	0.02%
Airports Of Thailand Non-Voting Dr	0.02%
Hydro One Ltd	0.02%
New York Community Bancorp Inc	0.02%
Asahi Kasei Corp	0.02%
Mega Financial Holding Ltd	0.02%
Credit Agricole Sa	0.02%
China Overseas Land Investment Ltd	0.02%
Lattice Semiconductor Corp	0.02%
Novocure Ltd	0.02%
Moderna Inc	0.02%
Danske Bank	0.02%
Nan Ya Plastics Corp	0.02%
Digital Realty Trust Reit Inc	0.02%
Cathay Financial Holding Ltd	0.02%
Sekisui House Ltd	0.01%
Boliden	0.01%
Brenntag SE	0.01%
Exact Sciences Corp	0.01%
BorgWarner Inc	0.01%
First Financial Holding Ltd	0.01%
Norsk Hydro	0.01%
Chr Hansen Holding	0.01%
Cognex Corp	0.01%
Micron Technology Inc	0.01%
Cameco Corp	0.01%
Annaly Capital Management Reit Inc	0.01%
Sunrun Inc	0.01%
Westrock	0.01%
Palantir Technologies Inc Class A	0.01%
Nomura Research Institute Ltd	0.01%
Land Securities Group Reit Plc	0.01%
Telus Corp	0.01%
West Japan Railway	0.01%
Zalando	0.01%
Zoominfo Technologies Inc	0.01%
HeidelbergCement AG	0.01%

Asset Class & Holdings	% of fund net assets
International equities (continued)	
Imcd Nv	0.01%
Yakult Honsha Ltd	0.01%
Allegion Plc	0.01%
Bangkok Dusit Medical Services	0.01%
CIMB Group Holdings	0.01%
Jpmorgan Chase & Co	0.01%
Severn Trent Plc	0.01%
Docusign Inc	0.01%
CSPC Pharmaceutical Group Ltd	0.01%
Intertek Group Plc	0.01%
CarMax Inc	0.01%
Powszechna Kasa Oszczednosci Bank	0.01%
Hana Financial Group Inc	0.01%
Credicorp Ltd	0.01%
Teradyne Inc	0.01%
Alstom Sa	0.01%
Sun Hung Kai Properties Ltd	0.01%
Hanwha Solutions Corp	0.01%
Apollo Global Management Inc	0.01%
Prysmian	0.01%
Advance Auto Parts Inc	0.01%
Worldline Sa	0.01%
Contemporary Amperex Technology Ltd	0.01%
Black Knight Inc	0.01%
Sungrow Power Supply Ltd A	0.01%
Hasbro Inc	0.01%
Bill Com Holdings Inc	0.01%
Nitto Denko Corp	0.01%
Stora Enso Class R	0.01%
Kingfisher Plc	0.01%
First Horizon Corp	0.01%
Malayan Banking	0.01%
Jackson Financial Inc Class A	0.01%
Red Electrica SA	0.01%
Amphenol Corp Class A	0.01%
St Jamess Place Plc	0.01%
Central Japan Railway	0.01%
Vail Resorts Inc	0.01%
Ceridian Hcm Holding Inc	0.01%
Sumitomo Metal Mining Ltd	0.01%
Nissin Foods Holdings Ltd	0.01%
Elastic Nv	0.01%
Prosperity Bancshares Inc	0.01%
Siam Cement Non-Voting Dr Pcl	0.01%
Bank Of Ireland Group Plc	0.01%
George Weston Ltd	0.01%
Bouygues SA	0.01%
Whitbread Plc	0.01%
Kikkoman Corp	0.01%
Teradata Corp	0.01%
Experian Plc	0.01%
Zscaler Inc	0.01%
Industrial Bank Ltd A	0.01%
LG Electronics Inc	0.01%
Ormat Tech Inc	0.01%
CapitaLand Integrated Commercial Trust	0.01%
Voya Financial Inc	0.01%
Novanta Inc	0.01%
Wintrust Financial Corp	0.01%
Brookfield Renewable Subordinate V	0.01%
Erste Group Bank Ag	0.01%
Taiwan Cement Corp	0.01%
Berkeley Group Holdings (The) Plc	0.01%
Ametek Inc	0.01%
Argenx	0.01%
Owens Corning	0.01%
Old National Bancorp	0.01%
Puma	0.01%
Robert Half	0.01%

Asset Class & Holdings	% of fund net assets
International equities (continued)	
Nippon Building Fund Reit Inc	0.01%
Vonovia Se	0.01%
Fnb Corp	0.01%
Ally Financial Inc	0.01%
Tyson Foods Inc Class A	0.01%
Pinnacle Financial Partners Inc	0.01%
Eiffage SA	0.01%
Knight-Swift Transportation Holdin	0.01%
Bank Of America Corp	0.01%
Tfi International Inc	0.01%
Fortune Brands Innovations Inc	0.01%
Hennes & Mauritz	0.01%
Vipshop Holdings Sponsored Ads Rep	0.01%
Advanced Info Service Non-Voting D	0.01%
Equitable Holdings Inc	0.01%
London Stock Exchange Group Plc	0.01%
Snap Inc Class A	0.01%
Shopify Subordinate Voting Inc Cla	0.01%
Metso Outotec Corp	0.01%
Smith And Nephew Plc	0.01%
Totvs Sa	0.01%
Rollins Inc	0.01%
Antofagasta Plc	0.01%
China Everbright Environment Group	0.01%
Associated Bancorp	0.01%
Finecobank Banca Fineco	0.01%
Yamaha Motor Ltd	0.01%
Wuxi Apptec Ltd A	0.01%
Taiwan Cooperative Financial Holdings	0.01%
Postal Savings Bank Of China Ltd A	0.01%
Ritchie Bros Auctioneers Inc	0.01%
Fifth Third Bancorp	0.01%
Longfor Group Holdings Ltd	0.01%
Us Bancorp	0.01%
Elia Group SA	0.01%
Ncsoft Corp	0.01%
Wells Fargo	0.01%
Henkel AG	0.01%
Texas Capital Bancshares Inc	0.01%
Nordson Corp	0.01%
Kingspan Group Plc	0.01%
Synovus Financial Corp	0.01%
Japan Real Estate Investment Trust	0.01%
Cullen Frost Bankers Inc	0.01%
Biomerieux SA	0.01%
Radian Group Inc	0.01%
Fidelity National Information Serv	0.01%
Silicon Laboratories Inc	0.01%
Obic Ltd	0.01%
Meiji Holdings Ltd	0.01%
Mgic Investment Corp	0.01%
Citigroup Inc	0.01%
Keyence Corp	0.01%
Lennox International Inc	0.01%
Jm Smucker	0.01%
Largan Precision Ltd	0.01%
OTP Bank	0.01%
First Citizens Bancshares Inc Clas	0.01%
Bank Pekao SA	0.01%
Bloom Energy Class A Corp	0.01%
Telenor	0.01%
Barratt Developments	0.01%
Assurant Inc	0.01%
Lincoln Electric Holdings Inc	0.01%
Bureau Veritas SA	0.01%
Capitaland Investment Ltd	0.01%
Hotai Motor Ltd	0.01%
Tokyu Corp	0.01%
Singapore Airlines Ltd	0.01%

Asset Class & Holdings	% of fund net assets
International equities (continued)	
Eqt	0.01%
Paylocity Holding Corp	0.01%
Localiza Rent A Car SA	0.01%
Cemex CPO	0.01%
Asustek Computer Inc	0.01%
Dynatrace Inc	0.01%
Anhui Conch Cement Ltd	0.01%
Paychex Inc	0.01%
Associated British Foods Plc	0.01%
Catalent Inc	0.01%
China Tourism Group Duty Free Corp	0.01%
Toray Industries Inc	0.01%
Bank Ozk	0.01%
Generac Holdings Inc	0.01%
Orion Class B	0.01%
Lg H & H Ltd	0.01%
Invesco Ltd	0.01%
Azbil Corp	0.01%
Lear Corp	0.01%
Citic Securities Ltd A	0.01%
Alteryx Inc Class A	0.01%
Lenovo Group Ltd	0.01%
Shenzhen Inovance Technology Ltd A	0.01%
Pacwest Bancorp	0.01%
Taisei Corp	0.01%
Persimmon Plc	0.01%
Zions Bancorporation	0.01%
JFE Holdings Inc	0.01%
Popular Inc	0.01%
Advantest Corp	0.01%
Xpeng Class A Inc	0.01%
Constellation Software Inc	0.01%
Klepierre REIT SA	0.01%
Rohm Ltd	0.01%
Southstate Corp	0.01%
Nippon Prologis Reit Inc	0.01%
Dentsply Sirona Inc	0.01%
Elisa	0.01%
Commerce Bancshares Inc	0.01%
First Interstate Bancsystem Inc Cl	0.01%
Kintetsu Group Holdings Ltd	0.01%
Yageo Corp	0.01%
East Money Information Ltd A	0.01%
Z Holdings Corp	0.01%
East West Bancorp Inc	0.01%
Bio Rad Laboratories Inc Class A	0.01%
Sumitomo Realty & Development Ltd	0.01%
Hankyu Hanshin Holdings Inc	0.01%
Abrdn Plc	0.01%
Randstad Holding	0.01%
Mr Cooper Group Inc	0.01%
Amplifon	0.01%
Manhattan Associates Inc	0.01%
Delivery Hero	0.01%
Solvay SA	0.01%
Valley National	0.01%
Gecina SA	0.01%
Western Alliance	0.01%
Valmet	0.01%
Country Garden Services Holdings Co. Ltd	0.01%
Shimadzu Corp	0.01%
Spectris Plc	0.01%
Ivanhoe Mines Ltd Class A	0.01%
Block Inc Class A	0.01%
Jeronimo Martins SA	0.01%
Equatorial Energia SA	0.01%
Te Connectivity Ltd	0.01%
Taishin Financial Holding Ltd	0.01%
Orkla	0.01%

Asset Class & Holdings	% of fund net assets
International equities (continued)	
Cvb Financial Corp	0.01%
Telia Company	0.01%
Sekisui Chemical Ltd	0.01%
Dieteren (D) Sa	0.01%
Vivendi	0.01%
Garmin Ltd	0.01%
Elanco Animal Health Inc	0.01%
Yamaha Corp	0.01%
Marvell Technology Inc	0.01%
Banco Do Brasil SA	0.01%
Home Bancshares Inc	0.01%
Ipg Photonics Corp	0.01%
Dassault Systemes	0.01%
Bankunited Inc	0.01%
BMW Pref AG	0.01%
Hexagon Class B	0.01%
Columbia Banking System Inc	0.01%
Wens Foodstuff Group Ltd	0.01%
Jiangsu Hengrui Medicine Ltd A	0.01%
Woori Financial Group Inc	0.01%
Kingdee Intl. Software Group Ltd	0.01%
Sprout Social Inc Class A	0.01%
China Vanke Ltd A	0.01%
Cia Energetica De Minas Gerais Pre	0.01%
Davita Inc	0.01%
United Bankshares Inc	0.01%
Altra Industrial Motion Corp	0.01%
Comerica Inc	0.01%
Mitsubishi Chemical Group Corp	0.01%
Kimberly-Clark De Mexico Class A	0.01%
Dropbox Inc Class A	0.01%
Sensata Technologies Holding Plc	0.01%
Tobu Railway Ltd	0.01%
Gree Electric Appliances Inc Of Zh	0.01%
Sainsbury (J) Plc	0.01%
Airtac International Group	0.01%
Tcl Zhonghuan Renewable Energy Tec	0.01%
Lamb Weston Holdings Inc	0.01%
Flutter Entertainment Plc	0.01%
Carl Zeiss Meditec AG	0.01%
Ocado Group Plc	0.01%
Singapore Exchange Ltd	0.01%
Schroders Plc	0.01%
First Bancorp	0.01%
Toromont Industries Ltd	0.01%
Gerdau Pref Sa	0.01%
Press Metal Aluminium Holdings	0.01%
Taylor Wimpey Plc	0.01%
Ricoh Ltd	0.01%
Western Union	0.01%
Dai Nippon Printing Ltd	0.01%
Onto Innovation Inc	0.01%
Lumen Technologies Inc	0.01%
Fulton Financial Corp	0.01%
Pennymac Financial Services Inc	0.01%
Leg Immobilien N	0.01%
China Three Gorges Renewables(Grou	0.01%
U Haul Non Voting Series	0.01%
Meyer Burger Technology Ag	0.01%
Unity Software Inc	0.01%
Nutanix Inc Class A	0.01%
Nippon Express Holdings Inc	0.01%
Kghm Polska Miedz Sa	0.01%
Aspen Technology Inc	0.01%
Obayashi Corp	0.01%
Umpqua Holdings Corp	0.01%
Arista Networks Inc	0.01%
Bok Financial Corp	0.01%
Lixil Corp	0.01%

Asset Class & Holdings	% of fund net assets
International equities (continued)	
Pandora	0.01%
JDE Peets Nv	0.01%
Luxshare Precision Industry Ltd A	0.01%
Altair Engineering Inc Class A	0.01%
Central Pattana Non-Voting Dr Pcl	0.01%
Wartsila	0.01%
SKF B	0.01%
Yadea Group Holdings Ltd	0.01%
Empire Ltd Class A	0.01%
Koninklijke Philips Nv	0.01%
Citic Ltd	0.01%
Tesco Plc	0.01%
Coca Cola HBC AG	0.01%
Inner Mongolia Yili Industrial Gro	0.01%
Rivian Automotive Inc Class	0.01%
Sino Land Ltd	0.01%
Shenzhen Mindray Bio-Medical Elect	0.01%
Array Technologies Inc	0.01%
Signature Bank	0.01%
Nippon Paint Holdings Ltd	0.01%
Carlyle Group Inc	0.01%
Hmm Ltd	0.01%
Grupo Bimbo A	0.01%
Kajima Corp	0.01%
Ja Solar Technology Ltd A	0.01%
Hapvida Participacoes E Investimen	0.01%
Banco Bradesco Sa	0.01%
Evergreen Marine Corp (Taiwan) Ltd	0.01%
Industrial And Commercial Bank Of	0.01%
Ambarella Inc	0.01%
Hilltop Holdings Inc	0.01%
Pagerduty Inc	0.01%
Ibiden Ltd	0.01%
Abn Amro Bank Nv	0.01%
On Semiconductor Corp	0.01%
Swire Properties Ltd	0.01%
Shoals Technologies Group Inc Clas	0.01%
Cognizant Technology Solutions Cor	0.01%
Sirius Xm Holdings Inc	0.01%
Luzhou Lao Jiao Ltd A	0.01%
Hoshizaki Corp	0.01%
Evonik Industries Ag	0.01%
Sinopac Financial Holdings Ltd	0.01%
LG Corp	0.01%
Unibail-Rodamco-Westfield Stapled Units	0.01%
Dino Polska Sa	0.01%
Taiwan Mobile Ltd	0.01%
Yang Ming Marine Transport Corp	0.01%
Alibaba Health Information Tech Ltd	0.01%
Mitsui Chemicals Inc	0.01%
Global Payments Inc	0.01%
British Land Reit Plc	0.01%
Cdw Corp	0.01%
Acciona Sa	0.01%
Kesko Class B	0.01%
Gedeon Richter	0.01%
Kobayashi Pharmaceutical Ltd	0.01%
Lincoln National Corp	0.01%
Far Eastone Telecommunications Ltd	0.01%
Hellofresh	0.01%
Nio American Depositary Shares Rep	0.01%
Wuxi Apptec Ltd H	0.01%
Tele2 B	0.01%
Umb Financial Corp	0.01%
Descartes Systems Group Inc	0.01%
Hillenbrand Inc	0.01%
Turkcell Iletisim Hizmetleri A	0.01%
Qiagen Nv	0.01%
Open House Group Ltd	0.01%

Asset Class & Holdings	% of fund net assets
International equities (continued)	
Bank Of Communications Ltd A	0.01%
Guidewire Software Inc	0.01%
Newell Brands Inc	0.01%
Siemens Healthineers Ag	0.01%
Fresenius Se And Co Kgaa	0.01%
Boe Technology Group Ltd A	0.01%
HKT Trust & HKT Ltd	0.01%
Essent Group Ltd	0.01%
Bank Of Ningbo Ltd A	0.01%
Clariant AG	0.01%
Banco Bpm	0.01%
Sumitomo Chemical Ltd	0.01%
Accor SA	0.01%
Coca-Cola Femsa Class UBL Units	0.01%
Darling Ingredients Inc	0.01%
Shanghai Commercial Ltd	0.01%
Temenos Ag	0.01%
Tingyi (Cayman Islands) Holdings	0.01%
Lojas Renner SA	0.01%
Nordex	0.01%
Independent Bank Corp	0.01%
Capcom Ltd	0.01%
Yunnan Energy New Materials Ltd A	0.01%
First Hawaiian Inc	0.01%
Keio Corp	0.01%
Wanhua Chemical Group Ltd A	0.01%
Hypermarcas Sa	0.01%
Ping An Bank Ltd A	0.01%
Kinross Gold Corp	0.01%
John Bean Technologies Corp	0.01%
Gartner Inc	0.01%
Dolby Laboratories Inc Class A	0.01%
Ats Corp	0.01%
Muyuan Foods Ltd A	0.01%
Adecco Group AG	0.01%
PPB Group	0.01%
Penumbra Inc	0.01%
SG Holdings Ltd	0.01%
Vinda International Ltd	0.01%
Turk Hava Yollari AO	0.01%
Companhia De Saneamento Basico	0.01%
Nemetschek	0.01%
Gildan Activewear Inc	0.01%
Daqo New Energy Adr Representing	0.01%
Cyber Agent Inc	0.01%
Zhejiang Huayou Cobalt Ltd A	0.01%
Covivio SA	0.01%
Glacier Bancorp Inc	0.01%
Holmen Class B	0.01%
Tongcheng Travel Holdings Ltd	0.01%
United Community Banks Inc	0.01%
Box Inc Class A	0.01%
Sunnova Energy International Inc	0.01%
Grab Holdings Ltd Class	0.01%
Shanxi Xinghuacun Fen Wine Factory	0.01%
Banco De Sabadell Sa	0.01%
Masimo Corp	0.01%
S.F. Holding Ltd A	0.01%
FirstService Subordinate Voting Co	0.01%
Klabin Units SA	0.01%
Hancock Whitney Corp	0.01%
Poly Developments And Holdings Gro	0.01%
China Feihe Ltd	0.01%
Sps Commerce Inc	0.01%
Energy Absolute Non-Voting Dr Pcl	0.01%
Maxlinear Inc	0.01%
Cia Energetica De Minas Gerais	0.01%
Genscript Biotech Corp	0.01%
Shockwave Medical Inc	0.01%

Asset Class & Holdings	% of fund net assets
International equities (continued)	
Molson Coors Brewing Class B	0.01%
Five9 Inc	0.01%
Bumrungrad Hospital Non-Voting	0.01%
Corning Inc	0.01%
Ucb Sa	0.01%
Simmons First National Corp Class	0.01%
Auo Corp	0.01%
Korea Zinc Inc	0.01%
Performance Food Group	0.01%
President Chain Store Corp	0.01%
Clarivate Plc	0.01%
Rumo SA	0.01%
Suntory Beverage & Food Ltd	0.01%
Charoen Pokphand Foods Non-Voting	0.01%
Minor International Public Non Voting	0.01%
Sartorius Pref Ag	0.01%
Eve Energy Ltd A	0.01%
Telefonica Deutschland Holding AG	0.01%
Raia Drogasil Sa	0.01%
Encavis Ag	0.01%
Korean Air Lines Ltd	0.01%
Unibail Rodamco We Stapled Units	0.01%
Inspire Medical Systems Inc	0.01%
Aviva Plc	0.01%
Home Product Center Non-Voting Dr	0.01%
Bruker Corp	0.01%
Community Bank System Inc	0.01%
Tenable Holdings Inc	0.01%
Alpha Services And Holdings	0.01%
S.F. Holding Ltd	0.01%
Eurofins Scientific	0.01%
Kurita Water Industries Ltd	0.01%
Telefonica Brasil SA	0.01%
Cgi Inc	0.01%
Canadian Apartment Properties REIT	0.01%
Shimizu Corp	0.01%
Hellenic Telecommunications Organization SA	0.01%
3I Group Plc	0.01%
Haier Smart Home Ltd A	0.01%
Bawag Group Ag	0.01%
Grupo Aeroportuario Del Sureste	0.01%
Ringkjobing Landbobank	0.01%
Sun Communities Reit Inc	0.01%
Bankinter Sa	0.01%
Axiata Group	0.01%
Ameris Bancorp	0.01%
Inner Mongolia Yili Industrial Group Co. Ltd	0.01%
Independent Bank Group Inc	0.01%
Husqvarna	0.01%
Salmar	0.01%
Hulic Ltd	0.01%
China State Construction Engineeri	0.01%
Gafeng Lithium Ltd	0.01%
Sany Heavy Industry Ltd A	0.01%
Scg Packaging Pcl Non-Voting Dr	0.01%
Zte Corp A	0.01%
Others	1.49%
Total	57.78%
Alternatives	
The Maui Capital Aqua Fund	0.11%
The Maui Capital Indigo Fund	0.06%
Pencarrow IV Investment	0.00%
Total	0.17%
Grand Total	**100%**

MAS Retirement Savings Scheme

Growth Fund Holdings

As at 31 December 2022

Asset Class & Holdings Region	% Portfolio
Cash and cash equivalents	
New Zealand	6.00%
Other	0.09%
Total	6.09%
New Zealand fixed interest	
New Zealand	5.76%
Total	5.76%
International fixed interest	
North America	5.90%
Japan	3.27%
Europe	1.34%
United Kingdom	0.79%
Emerging Markets	0.16%
Europe - Non EMU	0.16%
New Zealand	0.00%
Australia	-0.09%
Other Countries	0.24%
Total	11.77%
Australasian equities	
New Zealand	18.83%
Australia	5.88%
Total	24.71%
International equities	
North America	32.11%
Europe	5.05%
New Zealand	3.46%
Emerging Markets	2.59%
United Kingdom	2.44%
Japan	2.38%
Europe - Non EMU	1.23%
Australia	0.19%
Other Countries	1.81%
Total	51.26%
Alternatives	
New Zealand	0.42%
Total	0.42%
Grand Total	**100%**

Regional Asset Class Allocation

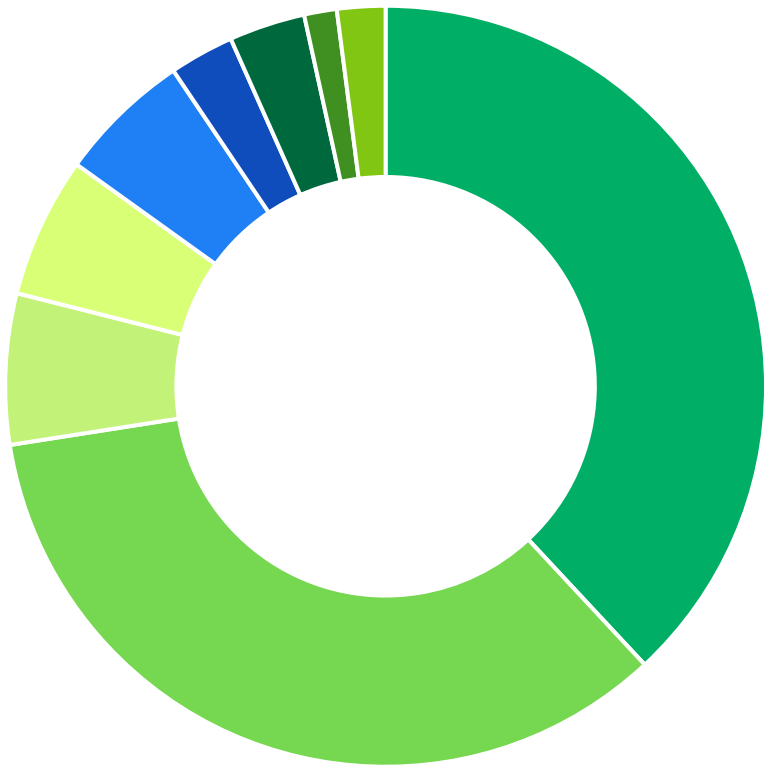

Notes:

1. Fund holdings are current as at 31 December 2022. Future holdings may be different from those stated. Investments are managed in accordance with the MAS Retirement Savings Scheme's SIPO, available on the MAS website at **mas.co.nz/retirement-savings**

2. For holdings by region:
   a. 'Other countries' includes any other region not named.
   b. For Cash and cash equivalents, regions other than New Zealand have been grouped as 'Other'.
   c. EMU is the European Economic and Monetary Union.
   d. All holdings have been rounded to 2 decimal places, so the sum of holdings may not always total to 100.00%

3. For full holdings:
   a. Holdings less than 0.01% have been grouped as 'Other'.

4. Creditors are shown as negative holdings, which may include any currency hedging positions in place for the Fund.

5. Medical Funds Management Limited is the issuer of the MAS Retirement Savings Scheme. The PDS for the MAS Retirement Savings Scheme is available on the MAS website at **mas.co.nz/retirement-savings**

Asset Class & Holdings	% of fund net assets
Cash and cash equivalents	
JBWere Premium Custody Call Account - NZD	5.80%
China Construction Bank On Term @ 3.7% 17/06/2022	0.16%
Westpac On Term @ 2.620% 15/02/2022 15/02/2023	0.03%
USD Cash	0.05%
Others	0.05%
Total	6.09%
New Zealand fixed interest	
Bank of New Zealand 4.985% 07/06/2027	0.87%
Kiwibank 5.737% 19/10/2027	0.56%
Westpac 3.696% 16/02/27	0.50%
Vector Ltd 4.996% 14/03/2024	0.48%
Chorus Ltd 4.35% 06/12/2028	0.46%
NZ Govt 1.5% 15/05/2031	0.35%
ASB 5.524% 21/06/2027	0.29%
Bank of New Zealand 5.536% 25/05/2028	0.23%
Auckland International Airport 3.29% 17/11/2026	0.23%
ANZ Bank NZ Limited 2.999% 17/09/2031	0.22%
Westpac 1.439% 02/24/26	0.22%
Westpac 6.19% 16/09/2032	0.21%
ANZ Bank NZ Limited 3.03% 20/03/2024	0.19%
Infratil Limited 3.50% 15/12/2029	0.19%
Transpower New Zealand 4.627% 16/09/2027	0.18%
Quayside Holding (QHLNZ) 10% Series	0.14%
Christchurch International Airport 5.53% 05/04/2027	0.09%
Auckland International Airport 3.51% 10/10/2024	0.09%
ASB 1.646% 04/05/2026	0.05%
Christchurch City Holdings Ltd 3.01% 05/11/2026	0.04%
Kiwibank 2.635% 05/10/2026	0.04%
ASB 1.83% 08/19/2024	0.03%
Powerco Limited 4.67% 15/11/2024	0.03%
Christchurch City Holdings Ltd 3.58% 27/11/2024	0.03%
Westpac 2.083% 20/02/2025	0.03%
Total	5.76%
International fixed interest	
Hunter Global Fixed Interest Fund	11.77%
Total	11.77%
Australasian equities	
Infratil Ltd	2.90%
Fisher & Paykel Healthcare Ltd	2.59%
Meridian Energy Limited	1.71%
Mainfreight Ltd	1.60%
Spark New Zealand Ltd	1.60%
Auckland International Airport Ltd	1.33%
Ebos Group Ltd	1.32%
A2 Milk Company Ltd	1.19%
Fletcher Building Ltd	1.03%
CSL Limited	0.76%
Chorus Ltd	0.74%
Mercury NZ Limited	0.68%
NEXTDC Ltd	0.66%
Macquarie Group Ltd	0.66%
National Australia Bank Ltd	0.65%
Telstra Corp Ltd	0.60%
News Corp-CDI Class B	0.60%
Woolworths Ltd	0.51%
Port of Tauranga Ltd	0.51%
Ramsay Health Care Ltd	0.47%
Freightways Ltd	0.44%
Summerset Group Holdings Ltd	0.43%
Qantas Airways Ltd	0.38%
Allkem Ltd	0.31%
Xero Ltd	0.27%
Ryman Healthcare Ltd	0.23%
Oceania Healthcare Limited	0.22%
Investore Property Limited	0.21%

Asset Class & Holdings	% of fund net assets
Australasian equities (continued)	
Stride Property Ltd and Stride Invest Mgmt Ltd	0.11%
Total	24.71%
International equities	
NZDUSD Maturing 27/01/2023 (BZL NZ)	3.29%
Microsoft Corp	2.61%
Alphabet Inc Class A	0.80%
Alphabet Inc Class C	0.74%
Procter & Gamble	0.70%
Nvidia Corp	0.59%
Visa Inc Class A	0.54%
Coca-Cola	0.50%
Pepsico Inc	0.49%
Taiwan Semiconductor Manufacturing Co. Ltd	0.48%
Eli Lilly	0.48%
Mastercard Inc Class A	0.47%
Thermo Fisher Scientific Inc	0.47%
AbbVie Inc	0.47%
Astrazeneca Plc	0.45%
Tesla Inc	0.44%
Home Depot Inc	0.44%
Roche Holding Par AG	0.41%
Adobe Inc	0.37%
Tencent Holdings Ltd	0.36%
Hsbc Holdings Plc	0.33%
Salesforce Inc	0.33%
Cisco Systems Inc	0.31%
Novo Nordisk Class B	0.30%
ASML Holding NV	0.29%
Danaher Corp	0.28%
LVMH	0.27%
Intuit Inc	0.27%
Accenture Plc Class A	0.27%
Linde Plc	0.24%
Amgen Inc	0.24%
Texas Instrument Inc	0.24%
International Business Machines Co	0.23%
Verizon Communications Inc	0.22%
Alibaba Group Holding Ltd	0.22%
Unilever Plc	0.21%
Walt Disney	0.21%
Servicenow Inc	0.20%
Nike Inc Class B	0.20%
Caterpillar Inc	0.20%
Toyota Motor Corp	0.19%
Elevance Health Inc	0.19%
AUDNZD Maturing 27/01/2023 (BZL NZ)	0.19%
Lowes Companies Inc	0.19%
Abbott Laboratories	0.18%
Automatic Data Processing Inc	0.18%
Aia Group Ltd	0.18%
S&P Global Inc	0.18%
Intel Corporation Corp	0.18%
Apple Inc	0.17%
United Parcel Service Inc Class B	0.17%
Becton Dickinson	0.17%
Deere	0.17%
Gilead Sciences Inc	0.17%
Charles Schwab Corp	0.16%
Cigna Corp	0.16%
Toronto Dominion	0.16%
Colgate-Palmolive	0.15%
SAP	0.15%
Starbucks Corp	0.15%
Morgan Stanley	0.15%
Chubb Ltd	0.15%
Roper Technologies Inc	0.15%
Bnp Paribas SA	0.15%

Asset Class & Holdings	% of fund net assets
International equities (continued)	
BlackRock Inc	0.14%
Kimberly Clark Corp	0.14%
Oracle Corp	0.14%
EURNZD Maturing 27/01/2023 (BZL NZ)	0.14%
Prologis REIT Inc	0.14%
Novartis Ag	0.14%
Regeneron Pharmaceuticals Inc	0.14%
Applied Material Inc	0.13%
American Tower Reit Corp	0.13%
Amazon Com Inc	0.13%
Meituan	0.13%
Novo Nordisk Class B	0.13%
Sony Group Corp	0.13%
American Express	0.13%
Johnson & Johnson	0.13%
TJX Inc	0.12%
Vestas Wind Systems	0.12%
Vertex Pharmaceuticals Inc	0.12%
Synopsys Inc	0.12%
NZDCAD Maturing 27/01/2023 (BZL NZ)	0.12%
Allianz	0.12%
Illinois Tool Inc	0.12%
Loreal SA	0.11%
Target Corp	0.11%
Marsh & McLennan Inc	0.11%
Unitedhealth Group Inc	0.11%
Booking Holdings Inc	0.11%
Cadence Design Systems Inc	0.11%
Autodesk Inc	0.11%
ING Groep NV	0.11%
Zoetis Inc Class A	0.11%
Medtronic Plc	0.11%
Edwards Lifesciences Corp	0.10%
Dexcom Inc	0.10%
Sherwin Williams	0.10%
Progressive Corp	0.10%
Schneider Electric	0.10%
Humana Inc	0.10%
Lloyds Banking Group Plc	0.10%
Lair Liquide Societe Anonyme Pour	0.10%
Essilorluxottica SA	0.10%
PNC Financial Services Group Inc	0.10%
General Mills Inc	0.10%
Lam Research Corp	0.09%
Compagnie Financiere Richemont SA	0.09%
CSX Corp	0.09%
Relx Plc	0.09%
Intesa Sanpaolo	0.09%
Nordea Bank	0.09%
Waste Management Inc	0.09%
Truist Financial Corp	0.09%
Aon Plc Class A	0.09%
Banco Bilbao Vizcaya Argentaria SA	0.09%
Aflac Inc	0.08%
Eaton Plc	0.08%
HCA Healthcare Inc	0.08%
Reckitt Benckiser Group Plc	0.08%
Electronic Arts Inc	0.08%
Bank Of Montreal	0.08%
CME Group Inc Class A	0.08%
China Construction Bank Corp H	0.08%
Equinix Reit Inc	0.08%
Daiichi Sankyo Ltd	0.08%
Crown Castle Inc	0.08%
Norfolk Southern Corp	0.08%
Idexx Laboratories Inc	0.08%
Bank Of Nova Scotia	0.08%
Estee Lauder Inc Class	0.08%
Intercontinental Exchange Inc	0.08%

Asset Class & Holdings	% of fund net assets
International equities (continued)	
Prosus NV	0.08%
Intuitive Surgical Inc	0.07%
Centene Corp	0.07%
Cvs Health Corp	0.07%
GBPNZD Maturing 27/01/2023 (BZL NZ)	0.07%
ABB Ltd	0.07%
VMware Class A Inc	0.07%
Agilent Technologies Inc	0.07%
ResMed Inc	0.07%
Axa SA	0.07%
Compass Group Plc	0.07%
Enphase Energy Inc	0.07%
Nucor Corp	0.07%
Motorola Solutions Inc	0.07%
Lonza Group AG	0.07%
Hitachi Ltd	0.07%
Nxp Semiconductors Nv	0.07%
KDDI Corp	0.07%
Meta Platforms Inc Class A	0.06%
PPG Industries Inc	0.06%
Pfizer Inc	0.06%
Biogen Inc	0.06%
Mccormick & Co Non-Voting Inc	0.06%
Prudential Plc	0.06%
Merck & Co Inc	0.06%
Nintendo Ltd	0.06%
Ansys Inc	0.06%
Moodys Corp	0.06%
Activision Blizzard Inc	0.06%
DBS Group Holdings Ltd	0.06%
Recruit Holdings Ltd	0.06%
Iqvia Holdings Inc	0.06%
Travelers Companies Inc	0.06%
Johnson Controls International Plc	0.06%
Church And Dwight Inc	0.06%
Baxter International Inc	0.06%
Glaxosmithkline	0.06%
Tokyo Electron Ltd	0.06%
Bank Of New York Mellon Corp	0.06%
Stryker Corp	0.06%
Hormel Foods Corp	0.06%
WW Grainger Inc	0.06%
Cardinal Health Inc	0.06%
Clorox	0.06%
Shopify Subordinate Voting Inc Class A	0.06%
T Rowe Price Group Inc	0.06%
Sanofi Sa	0.06%
AmerisourceBergen Corp	0.06%
Keurig Dr Pepper Inc	0.05%
Ross Stores Inc	0.05%
Nutrien Ltd	0.05%
Genuine Parts	0.05%
Broadcom Inc	0.05%
Arthur J Gallagher	0.05%
Kering SA	0.05%
Trane Technologies Plc	0.05%
Genmab	0.05%
Boston Scientific Corp	0.05%
Mettler Toledo Inc	0.05%
Archer Daniels Midland	0.05%
MercadoLibre Inc	0.05%
Banco Santander Sa	0.05%
Rockwell Automation Inc	0.05%
Daikin Industries Ltd	0.05%
CRH Plc	0.05%
Fast Retailing Ltd	0.05%
Dover Corp	0.05%
East Japan Railway	0.05%
Daiwa House Industry Ltd	0.05%

Asset Class & Holdings	% of fund net assets
International equities (continued)	
Newmont	0.05%
Itochu Corp	0.05%
Prudential Financial Inc	0.05%
Lululemon Athletica Inc	0.05%
Allstate Corp	0.05%
Illumina Inc	0.05%
Keysight Technologies Inc	0.05%
West Pharmaceutical Services Inc	0.05%
Canadian Imperial Bank of Commerce	0.05%
NZDCHF Maturing 27/01/2023 (BZL NZ)	0.05%
Societe Generale SA	0.05%
Solaredge Technologies Inc	0.05%
Workday Inc Class A	0.05%
Amcor Plc	0.05%
Palo Alto Networks Inc	0.05%
Fanuc Corp	0.05%
Hoya Corp	0.05%
Sika AG	0.05%
Carrier Global Corp	0.05%
Hilton Worldwide Holdings Inc	0.05%
Paccar Inc	0.05%
Ameriprise Finance Inc	0.05%
Cummins Inc	0.05%
Waste Connections Inc	0.05%
Kweichow Moutai Ltd A	0.05%
Insulet Corp	0.05%
Ashtead Group Plc	0.05%
Danone SA	0.05%
Merck	0.04%
Otis Worldwide Corp	0.04%
HP Inc	0.04%
Deutsche Boerse AG	0.04%
Vodafone Group Plc	0.04%
SoftBank Corp	0.04%
M&T Bank Corp	0.04%
SK Hynix Inc	0.04%
Hologic Inc	0.04%
Take Two Interactive Software Inc	0.04%
China Merchants Bank Ltd	0.04%
Cincinnati Financial Corp	0.04%
Atlas Copco Class A	0.04%
Umicore SA	0.04%
Mckesson Corp	0.04%
Steris	0.04%
DNB Bank	0.04%
Sysco Corp	0.04%
Baidu Class A Inc	0.04%
Mondelez International Inc Class A	0.04%
Horizon Therapeutics Public Plc	0.04%
First Solar Inc	0.04%
Bank Central Asia	0.04%
Sba Communications Reit Corp	0.04%
MediaTek Inc	0.04%
Koninklijke Ahold Delhaize NV	0.04%
Alnylam Pharmaceuticals Inc	0.04%
D R Horton Inc	0.04%
Welltower	0.04%
Splunk Inc	0.04%
Huntington Bancshares Inc	0.04%
First Republic Bank	0.04%
Netease Inc	0.04%
Barclays Plc	0.04%
BMW AG	0.04%
Industria De Diseno Textil Inditex	0.04%
Regions Financial Corp	0.04%
Republic Services Inc	0.04%
State Street Corp	0.04%
Walgreen Boots Alliance Inc	0.04%
Murata Manufacturing Ltd	0.04%

Asset Class & Holdings	% of fund net assets
International equities (continued)	
Givaudan SA	0.04%
Swiss Re AG	0.04%
Fortive Corp	0.04%
Astellas Pharma Inc	0.04%
American Water Works Inc	0.04%
SSE Plc	0.04%
KBC Groep	0.04%
Ebay Inc	0.04%
Wuxi Biologics Cayman Inc	0.04%
Discover Financial Services	0.04%
Wolters Kluwer NV	0.04%
Old Dominion Freight Line	0.04%
Citizens Financial Group Inc	0.04%
Fastenal	0.04%
Willis Towers Watson Plc	0.04%
Fujitsu Ltd	0.04%
Fortinet Inc	0.04%
Verisk Analytics Inc	0.04%
International Flavors & Fragrances	0.04%
United Overseas Bank Ltd	0.04%
Conagra Brands Inc	0.04%
Franklin Resources Inc	0.04%
KKR and Co Inc	0.03%
Xylem Inc	0.03%
Kellogg	0.03%
Copart Inc	0.03%
Essity Class B	0.03%
Samsung SDI Ltd	0.03%
Laboratory Corporation Of America	0.03%
Hewlett Packard Enterprise	0.03%
VF Corp	0.03%
Bristol Myers Squibb	0.03%
Northern Trust Corp	0.03%
A O Smith Corp	0.03%
Aptiv Plc	0.03%
Tractor Supply	0.03%
CBRE Group Inc Class A	0.03%
Sampo	0.03%
KeyCorp	0.03%
United Rentals Inc	0.03%
Hubspot Inc	0.03%
Pentair	0.03%
Arch Capital Group Ltd	0.03%
Intact Financial Corp	0.03%
Ulta Beauty Inc	0.03%
Weyerhaeuser REIT	0.03%
Hartford Financial Services Group	0.03%
Diageo Plc	0.03%
National Bank Of Canada	0.03%
Molina Healthcare Inc	0.03%
Adidas N AG	0.03%
Gen Digital Inc	0.03%
Dai-Ichi Life Holdings Inc	0.03%
Johnson Matthey Plc	0.03%
Netflix Inc	0.03%
Yum China Holdings Inc	0.03%
China Mengniu Dairy Ltd	0.03%
Advanced Micro Devices Inc	0.03%
Chocoladefabriken Lindt & Spruengli AG	0.03%
Quest Diagnostics Inc	0.03%
Agnico Eagle Mines Ltd	0.03%
Principal Financial Group Inc	0.03%
Martin Marietta Materials Inc	0.03%
Byd Ltd	0.03%
Legrand SA	0.03%
Warner Bros. Discovery Inc	0.03%
Qualcomm Inc	0.03%
Assa Abloy AB	0.03%
Legal and General Group Plc	0.03%

Asset Class & Holdings	% of fund net assets
International equities (continued)	
West Fraser Timber Ltd	0.03%
Unicredit	0.03%
Koninkilijke Dsm NV	0.03%
Perkinelmer Inc	0.03%
Brown Forman Corp Class B	0.03%
Geberit AG	0.03%
Nasdaq Inc	0.03%
Bunge Ltd	0.03%
Uni-President Enterprises Corp	0.03%
Sandvik	0.03%
Contemporary Amperex Technology Lt	0.03%
Water Corp	0.03%
Air Products And Chemicals Inc	0.03%
Coloplast B	0.03%
Komatsu Ltd	0.03%
Wh Group Ltd	0.03%
Thomson Reuters Corp	0.03%
Biomarin Pharmaceutical Inc	0.03%
Ingersoll Rand Inc	0.03%
Upm-Kymmene	0.03%
Orix Corp	0.03%
Teleflex Inc	0.03%
Orange SA	0.03%
Incyte Corp	0.03%
Raymond James Inc	0.03%
Eisai Ltd	0.03%
Quanta Services Inc	0.03%
Open Text Corp	0.03%
Align Technology Inc	0.03%
Rio Tinto Plc	0.03%
Crowdstrike Holdings Inc Class A	0.03%
Zimmer Biomet Holdings Inc	0.03%
Unicharm Corp	0.03%
Pearson Plc	0.03%
Wheaton Precious Metals Corp	0.03%
Terumo Corp	0.03%
Plug Power Inc	0.03%
Bayer Ag	0.03%
Grupo Finance Banorte	0.02%
Steel Dynamics Inc	0.02%
Rentokil Initial Plc	0.02%
Corteva Inc	0.02%
Kao Corp	0.02%
Marubeni Corp	0.02%
Naver Corp	0.02%
Delta Electronics Inc	0.02%
Compagnie Generale Des Etablisseme	0.02%
Veolia Environ. SA	0.02%
China Yangtze Power Ltd A	0.02%
Standard Chartered Plc	0.02%
Chugai Pharmaceutical Ltd	0.02%
Ericsson B	0.02%
Ptc Inc	0.02%
Expeditors International Of Washin	0.02%
Panasonic Holdings Corp	0.02%
Shiseido Ltd	0.02%
Cintas Corp	0.02%
SVB Financial Group	0.02%
Fujifilm Holdings Corp	0.02%
Expeditors International Of Washington Inc	0.02%
Best Buy Inc	0.02%
Cooper Inc	0.02%
Federal Realty Investment Trust Re	0.02%
Deutsche Bank Ag	0.02%
Sonova Holding AG	0.02%
Realty Income Reit Corp	0.02%
Lpl Financial Holdings Inc	0.02%
Commerzbank AG	0.02%
A P Moller Maersk	0.02%

Asset Class & Holdings	% of fund net assets
International equities (continued)	
Link Real Estate Investment Trust	0.02%
Kla Corp	0.02%
Idex Corp	0.02%
Trade Desk Inc Class A	0.02%
Ventas Reit Inc	0.02%
Atlas Copco Class B	0.02%
Campbell Soup	0.02%
Mcdonalds Corp	0.02%
Synchrony Financial	0.02%
Monster Beverage Corp	0.02%
Straumann Holding AG	0.02%
Public Bank	0.02%
Bio Techne Corp	0.02%
Walmart Inc	0.02%
3M	0.02%
Rogers Communications Non-Voting I	0.02%
Healthpeak Properties Inc	0.02%
Howmet Aerospace Inc	0.02%
Swiss Life Holding AG	0.02%
Ping An Insurance (Group) Of China	0.02%
Mosaic	0.02%
Stanley Black & Decker Inc	0.02%
Ball Corp	0.02%
China Resources Land Ltd	0.02%
CNH Industrial NV	0.02%
Zebra Technologies Corp Class A	0.02%
Dollarama Inc	0.02%
Constellation Brands Inc Class A	0.02%
Singapore Telecommunications Ltd	0.02%
Webster Financial Corp	0.02%
Magna International Inc	0.02%
SGS SA	0.02%
Kerry Group Plc	0.02%
Symrise AG	0.02%
WSP Global Inc	0.02%
Bunzl	0.02%
Natwest Group Plc	0.02%
Novozymes B	0.02%
Datadog Inc Class A	0.02%
Longi Green Energy Technology Ltd	0.02%
Jb Hunt Transport Services	0.02%
Analog Devices Inc	0.02%
Mitsubishi Estate Co Ltd	0.02%
KB Financial Group Inc	0.02%
Essex Property Trust Reit Inc	0.02%
Teleperformance	0.02%
Nibe Industrier Class B	0.02%
AEON Ltd	0.02%
Waters Corp	0.02%
Hershey Foods	0.02%
Trimble Inc	0.02%
United Micro Electronics Corp	0.02%
Banco Bradesco Pref SA	0.02%
Fubon Financial Holding Ltd	0.02%
Fomento Economico Mexicano	0.02%
China Merchants Bank Ltd A	0.02%
Paypal Holdings Inc	0.02%
Skandinaviska Enskilda Banken	0.02%
Brown & Brown Inc	0.02%
Snowflake Class A	0.02%
FactSet Research Systems Inc	0.02%
WR Berkley Corp	0.02%
LKQ Corp	0.02%
Centrais Eletr Bras-Eletrobras	0.02%
Gea Group Ag	0.02%
WPP Plc	0.02%
Kubota Corp	0.02%
Microchip Technology Inc	0.02%
Informa Plc	0.02%

Asset Class & Holdings	% of fund net assets
International equities (continued)	
TDK Corp	0.02%
Sompo Holdings Inc	0.02%
Coupa Software Inc	0.02%
Publicis Groupe SA	0.02%
Nippon Steel Corp	0.02%
LI Auto Class A Inc	0.02%
Interpublic Group Of Companies Inc	0.02%
Saputo Inc	0.02%
Shinhan Financial Group Ltd	0.02%
Omron Corp	0.02%
Segro REIT Plc	0.02%
Bentley Systems Inc Class B	0.02%
Cboe Global Markets Inc	0.02%
MS&AD Insurance Group Holdings Inc	0.02%
Alcon Ag	0.02%
Power Corporation Of Canada	0.02%
BYD Ltd A	0.02%
Shionogi Ltd	0.02%
Chunghwa Telecom Ltd	0.02%
Haleon Plc	0.02%
Kuehne und Nagel International AG	0.02%
Henry Schein Inc	0.02%
Ajinomoto Inc	0.02%
Booz Allen Hamilton Holding Corp C	0.02%
Sumitomo Mitsui Trust Holdings Inc	0.02%
Albemarle Corp	0.02%
Jazz Pharmaceuticals Plc	0.02%
Akzo Nobel NV	0.02%
Paycom Software Inc	0.02%
Bank Leumi Le Israel	0.02%
Fair Isaac Corp	0.02%
Zoom Video Communications Inc Clas	0.02%
Henkel & KGaA Pref AG	0.02%
Yaskawa Electric Corp	0.02%
Croda International Plc	0.02%
Caixabank Sa	0.02%
Smartsheet Inc Class A	0.02%
Dominos Pizza Inc	0.02%
EDP Renovaveis SA	0.02%
Kraft Heinz	0.02%
BT Group Plc	0.02%
Telekomunikasi Indonesia	0.02%
Boston Properties Reit Inc	0.02%
Metro Inc	0.02%
CTBC Financial Holding Ltd	0.02%
WEG SA	0.02%
Hang Seng Bank Ltd	0.02%
Transunion	0.02%
Neurocrine Biosciences Inc	0.02%
Burlington Stores Inc	0.02%
Nomura Holdings Inc	0.02%
Pultegroup Inc	0.02%
Kakao Corp	0.02%
Snap On Inc	0.02%
Nippon Yusen	0.02%
BOC Hong Kong Holdings Ltd	0.02%
United Utilities Group Plc	0.02%
MTR Corporation Corp Ltd	0.02%
Epiroc Class A	0.02%
Mtu Aero Engines Holding Ag	0.02%
Sysmex Corp	0.02%
Coca Cola European Partners Plc	0.02%
Swedbank	0.02%
MarketAxess Holdings Inc	0.02%
Spirax-Sarco Engineering Plc	0.02%
Carrefour SA	0.02%
Beiersdorf AG	0.02%
NN Group NV	0.02%
Intercontinental Hotels Group Plc	0.02%

Asset Class & Holdings	% of fund net assets
International equities (continued)	
Svenska Cellulosa B	0.02%
CH Robinson Worldwide Inc	0.02%
CP All Non-Voting Dr Pcl	0.02%
Fiserv Inc	0.02%
Tyler Technologies Inc	0.02%
ZTO Express Cayman	0.02%
Xinyi Solar Holdings Ltd	0.02%
Svenska Handelsbanken-A Shs	0.02%
Pool Corp	0.02%
Resona Holdings Inc	0.02%
International Paper	0.02%
Anglo American Plc	0.02%
Verbund AG	0.01%
Burberry Group Plc	0.01%
Mondi Plc	0.01%
Chailease Holding Ltd	0.01%
China Steel Corp	0.01%
Toto Ltd	0.01%
Koninklijke KPN NV	0.01%
E.Sun Financial Holding Ltd	0.01%
Wuliangye Yibin Ltd A	0.01%
Smurfit Kappa Group Plc	0.01%
Epam Systems Inc	0.01%
Masco Corp	0.01%
Mowi	0.01%
China Conch Venture Holdings Ltd	0.01%
Yokogawa Electric Corp	0.01%
Terna Rete Elettrica Nazionale	0.01%
Daifuku Ltd	0.01%
Sage Group Plc	0.01%
Celanese Corp	0.01%
NTT Data Corp	0.01%
Next Plc	0.01%
Airports Of Thailand Non-Voting Dr	0.01%
Hydro One Ltd	0.01%
New York Community Bancorp Inc	0.01%
Asahi Kasei Corp	0.01%
Mega Financial Holding Ltd	0.01%
Credit Agricole Sa	0.01%
China Overseas Land Investment Ltd	0.01%
Lattice Semiconductor Corp	0.01%
Novocure Ltd	0.01%
Moderna Inc	0.01%
Danske Bank	0.01%
Nan Ya Plastics Corp	0.01%
Digital Realty Trust Reit Inc	0.01%
Cathay Financial Holding Ltd	0.01%
Sekisui House Ltd	0.01%
Boliden	0.01%
Brenntag SE	0.01%
Exact Sciences Corp	0.01%
BorgWarner Inc	0.01%
First Financial Holding Ltd	0.01%
Norsk Hydro	0.01%
Chr Hansen Holding	0.01%
Cognex Corp	0.01%
Micron Technology Inc	0.01%
Cameco Corp	0.01%
Annaly Capital Management Reit Inc	0.01%
Sunrun Inc	0.01%
Westrock	0.01%
Palantir Technologies Inc Class A	0.01%
Nomura Research Institute Ltd	0.01%
Land Securities Group Reit Plc	0.01%
Telus Corp	0.01%
West Japan Railway	0.01%
Zalando	0.01%
Zoominfo Technologies Inc	0.01%
HeidelbergCement AG	0.01%

Asset Class & Holdings	% of fund net assets
International equities (continued)	
Imcd Nv	0.01%
Yakult Honsha Ltd	0.01%
Allegion Plc	0.01%
Bangkok Dusit Medical Services	0.01%
CIMB Group Holdings	0.01%
Jpmorgan Chase & Co	0.01%
Severn Trent Plc	0.01%
Docusign Inc	0.01%
CSPC Pharmaceutical Group Ltd	0.01%
Intertek Group Plc	0.01%
CarMax Inc	0.01%
Powszechna Kasa Oszczednosci Bank	0.01%
Hana Financial Group Inc	0.01%
Credicorp Ltd	0.01%
Teradyne Inc	0.01%
Alstom Sa	0.01%
Sun Hung Kai Properties Ltd	0.01%
Hanwha Solutions Corp	0.01%
Apollo Global Management Inc	0.01%
Prysmian	0.01%
Advance Auto Parts Inc	0.01%
Worldline Sa	0.01%
Contemporary Amperex Technology Ltd	0.01%
Black Knight Inc	0.01%
Sungrow Power Supply Ltd A	0.01%
Hasbro Inc	0.01%
Bill Com Holdings Inc	0.01%
Nitto Denko Corp	0.01%
Stora Enso Class R	0.01%
Kingfisher Plc	0.01%
First Horizon Corp	0.01%
Malayan Banking	0.01%
Jackson Financial Inc Class A	0.01%
Red Electrica SA	0.01%
Amphenol Corp Class A	0.01%
St Jamess Place Plc	0.01%
Central Japan Railway	0.01%
Vail Resorts Inc	0.01%
Ceridian Hcm Holding Inc	0.01%
Sumitomo Metal Mining Ltd	0.01%
Nissin Foods Holdings Ltd	0.01%
Elastic Nv	0.01%
Prosperity Bancshares Inc	0.01%
Siam Cement Non-Voting Dr Pcl	0.01%
Bank Of Ireland Group Plc	0.01%
George Weston Ltd	0.01%
Bouygues SA	0.01%
Whitbread Plc	0.01%
Kikkoman Corp	0.01%
Teradata Corp	0.01%
Experian Plc	0.01%
Zscaler Inc	0.01%
Industrial Bank Ltd A	0.01%
LG Electronics Inc	0.01%
Ormat Tech Inc	0.01%
CapitaLand Integrated Commercial Trust	0.01%
Voya Financial Inc	0.01%
Novanta Inc	0.01%
Wintrust Financial Corp	0.01%
Brookfield Renewable Subordinate V	0.01%
Erste Group Bank Ag	0.01%
Taiwan Cement Corp	0.01%
Berkeley Group Holdings (The) Plc	0.01%
Ametek Inc	0.01%
Argenx	0.01%
Owens Corning	0.01%
Old National Bancorp	0.01%
Puma	0.01%
Robert Half	0.01%

Asset Class & Holdings	% of fund net assets
International equities (continued)	
Nippon Building Fund Reit Inc	0.01%
Vonovia Se	0.01%
Fnb Corp	0.01%
Ally Financial Inc	0.01%
Tyson Foods Inc Class A	0.01%
Pinnacle Financial Partners Inc	0.01%
Eiffage SA	0.01%
Knight-Swift Transportation Holdin	0.01%
Bank Of America Corp	0.01%
Tfi International Inc	0.01%
Fortune Brands Innovations Inc	0.01%
Hennes & Mauritz	0.01%
Vipshop Holdings Sponsored Ads Rep	0.01%
Advanced Info Service Non-Voting D	0.01%
Equitable Holdings Inc	0.01%
London Stock Exchange Group Plc	0.01%
Snap Inc Class A	0.01%
Shopify Subordinate Voting Inc Cla	0.01%
Metso Outotec Corp	0.01%
Smith And Nephew Plc	0.01%
Totvs Sa	0.01%
Rollins Inc	0.01%
Antofagasta Plc	0.01%
China Everbright Environment Group	0.01%
Associated Bancorp	0.01%
Finecobank Banca Fineco	0.01%
Yamaha Motor Ltd	0.01%
Wuxi Apptec Ltd A	0.01%
Taiwan Cooperative Financial Holdings	0.01%
Postal Savings Bank Of China Ltd A	0.01%
Ritchie Bros Auctioneers Inc	0.01%
Fifth Third Bancorp	0.01%
Longfor Group Holdings Ltd	0.01%
Us Bancorp	0.01%
Elia Group SA	0.01%
Ncsoft Corp	0.01%
Wells Fargo	0.01%
Henkel AG	0.01%
Texas Capital Bancshares Inc	0.01%
Nordson Corp	0.01%
Kingspan Group Plc	0.01%
Synovus Financial Corp	0.01%
Japan Real Estate Investment Trust	0.01%
Cullen Frost Bankers Inc	0.01%
Biomerieux SA	0.01%
Radian Group Inc	0.01%
Fidelity National Information Serv	0.01%
Silicon Laboratories Inc	0.01%
Obic Ltd	0.01%
Meiji Holdings Ltd	0.01%
Mgic Investment Corp	0.01%
Citigroup Inc	0.01%
Keyence Corp	0.01%
Lennox International Inc	0.01%
Jm Smucker	0.01%
Largan Precision Ltd	0.01%
OTP Bank	0.01%
First Citizens Bancshares Inc Clas	0.01%
Bank Pekao SA	0.01%
Bloom Energy Class A Corp	0.01%
Telenor	0.01%
Barratt Developments	0.01%
Assurant Inc	0.01%
Lincoln Electric Holdings Inc	0.01%
Bureau Veritas SA	0.01%
Capitaland Investment Ltd	0.01%
Hotai Motor Ltd	0.01%
Tokyu Corp	0.01%
Singapore Airlines Ltd	0.01%

Asset Class & Holdings	% of fund net assets
International equities (continued)	
Eqt	0.01%
Paylocity Holding Corp	0.01%
Localiza Rent A Car SA	0.01%
Cemex CPO	0.01%
Asustek Computer Inc	0.01%
Dynatrace Inc	0.01%
Anhui Conch Cement Ltd	0.01%
Paychex Inc	0.01%
Associated British Foods Plc	0.01%
Catalent Inc	0.01%
China Tourism Group Duty Free Corp	0.01%
Toray Industries Inc	0.01%
Bank Ozk	0.01%
Generac Holdings Inc	0.01%
Orion Class B	0.01%
Lg H & H Ltd	0.01%
Invesco Ltd	0.01%
Azbil Corp	0.01%
Lear Corp	0.01%
Citic Securities Ltd A	0.01%
Alteryx Inc Class A	0.01%
Lenovo Group Ltd	0.01%
Shenzhen Inovance Technology Ltd A	0.01%
Pacwest Bancorp	0.01%
Taisei Corp	0.01%
Persimmon Plc	0.01%
Zions Bancorporation	0.01%
JFE Holdings Inc	0.01%
Popular Inc	0.01%
Advantest Corp	0.01%
Xpeng Class A Inc	0.01%
Constellation Software Inc	0.01%
Klepierre REIT SA	0.01%
Rohm Ltd	0.01%
Southstate Corp	0.01%
Nippon Prologis Reit Inc	0.01%
Dentsply Sirona Inc	0.01%
Elisa	0.01%
Commerce Bancshares Inc	0.01%
First Interstate Bancsystem Inc Cl	0.01%
Kintetsu Group Holdings Ltd	0.01%
Yageo Corp	0.01%
East Money Information Ltd A	0.01%
Z Holdings Corp	0.01%
East West Bancorp Inc	0.01%
Bio Rad Laboratories Inc Class A	0.01%
Sumitomo Realty & Development Ltd	0.01%
Hankyu Hanshin Holdings Inc	0.01%
Abrdn Plc	0.01%
Randstad Holding	0.01%
Mr Cooper Group Inc	0.01%
Amplifon	0.01%
Manhattan Associates Inc	0.01%
Delivery Hero	0.01%
Solvay SA	0.01%
Valley National	0.01%
Gecina SA	0.01%
Western Alliance	0.01%
Valmet	0.01%
Country Garden Services Holdings Co. Ltd	0.01%
Shimadzu Corp	0.01%
Spectris Plc	0.01%
Ivanhoe Mines Ltd Class A	0.01%
Block Inc Class A	0.01%
Jeronimo Martins SA	0.01%
Equatorial Energia SA	0.01%
Te Connectivity Ltd	0.01%
Taishin Financial Holding Ltd	0.01%
Orkla	0.01%

Asset Class & Holdings	% of fund net assets
International equities (continued)	
Cvb Financial Corp	0.01%
Telia Company	0.01%
Sekisui Chemical Ltd	0.01%
Dieteren (D) Sa	0.01%
Vivendi	0.01%
Garmin Ltd	0.01%
Elanco Animal Health Inc	0.01%
Yamaha Corp	0.01%
Marvell Technology Inc	0.01%
Banco Do Brasil SA	0.01%
Home Bancshares Inc	0.01%
Ipg Photonics Corp	0.01%
Dassault Systemes	0.01%
Bankunited Inc	0.01%
BMW Pref AG	0.01%
Hexagon Class B	0.01%
Columbia Banking System Inc	0.01%
Wens Foodstuff Group Ltd	0.01%
Jiangsu Hengrui Medicine Ltd A	0.01%
Woori Financial Group Inc	0.01%
Kingdee Intl. Software Group Ltd	0.01%
Sprout Social Inc Class A	0.01%
China Vanke Ltd A	0.01%
Cia Energetica De Minas Gerais Pre	0.01%
Davita Inc	0.01%
United Bankshares Inc	0.01%
Altra Industrial Motion Corp	0.01%
Comerica Inc	0.01%
Mitsubishi Chemical Group Corp	0.01%
Kimberly-Clark De Mexico Class A	0.01%
Dropbox Inc Class A	0.01%
Sensata Technologies Holding Plc	0.01%
Tobu Railway Ltd	0.01%
Gree Electric Appliances Inc Of Zh	0.01%
Sainsbury (J) Plc	0.01%
Airtac International Group	0.01%
Tcl Zhonghuan Renewable Energy Tec	0.01%
Lamb Weston Holdings Inc	0.01%
Flutter Entertainment Plc	0.01%
Carl Zeiss Meditec AG	0.01%
Ocado Group Plc	0.01%
Singapore Exchange Ltd	0.01%
Schroders Plc	0.01%
First Bancorp	0.01%
Toromont Industries Ltd	0.01%
Gerdau Pref Sa	0.01%
Press Metal Aluminium Holdings	0.01%
Taylor Wimpey Plc	0.01%
Ricoh Ltd	0.01%
Western Union	0.01%
Dai Nippon Printing Ltd	0.01%
Onto Innovation Inc	0.01%
Lumen Technologies Inc	0.01%
Fulton Financial Corp	0.01%
Pennymac Financial Services Inc	0.01%
Leg Immobilien N	0.01%
China Three Gorges Renewables(Grou	0.01%
U Haul Non Voting Series	0.01%
Meyer Burger Technology Ag	0.01%
Unity Software Inc	0.01%
Nutanix Inc Class A	0.01%
Nippon Express Holdings Inc	0.01%
Kghm Polska Miedz Sa	0.01%
Aspen Technology Inc	0.01%
Obayashi Corp	0.01%
Umpqua Holdings Corp	0.01%
Arista Networks Inc	0.01%
Bok Financial Corp	0.01%
Lixil Corp	0.01%

Asset Class & Holdings	% of fund net assets
International equities (continued)	
Pandora	0.01%
JDE Peets Nv	0.01%
Luxshare Precision Industry Ltd A	0.01%
Altair Engineering Inc Class A	0.01%
Central Pattana Non-Voting Dr Pcl	0.01%
Wartsila	0.01%
SKF B	0.01%
Yadea Group Holdings Ltd	0.01%
Empire Ltd Class A	0.01%
Koninklijke Philips Nv	0.01%
Citic Ltd	0.01%
Tesco Plc	0.01%
Coca Cola HBC AG	0.01%
Inner Mongolia Yili Industrial Gro	0.01%
Rivian Automotive Inc Class	0.01%
Sino Land Ltd	0.01%
Shenzhen Mindray Bio-Medical Elect	0.01%
Array Technologies Inc	0.01%
Signature Bank	0.01%
Nippon Paint Holdings Ltd	0.01%
Carlyle Group Inc	0.01%
Hmm Ltd	0.01%
Grupo Bimbo A	0.01%
Kajima Corp	0.01%
Ja Solar Technology Ltd A	0.01%
Hapvida Participacoes E Investimen	0.01%
Banco Bradesco Sa	0.01%
Evergreen Marine Corp (Taiwan) Ltd	0.01%
Industrial And Commercial Bank Of	0.01%
Ambarella Inc	0.01%
Hilltop Holdings Inc	0.01%
Pagerduty Inc	0.01%
Ibiden Ltd	0.01%
Abn Amro Bank Nv	0.01%
On Semiconductor Corp	0.01%
Swire Properties Ltd	0.01%
Shoals Technologies Group Inc Clas	0.01%
Cognizant Technology Solutions Cor	0.01%
Sirius Xm Holdings Inc	0.01%
Luzhou Lao Jiao Ltd A	0.01%
Hoshizaki Corp	0.01%
Evonik Industries Ag	0.01%
Sinopac Financial Holdings Ltd	0.01%
LG Corp	0.01%
Unibail-Rodamco-Westfield Stapled Units	0.01%
Dino Polska Sa	0.01%
Taiwan Mobile Ltd	0.01%
Yang Ming Marine Transport Corp	0.01%
Alibaba Health Information Tech Ltd	0.01%
Mitsui Chemicals Inc	0.01%
Global Payments Inc	0.01%
British Land Reit Plc	0.01%
Cdw Corp	0.01%
Acciona Sa	0.01%
Kesko Class B	0.01%
Gedeon Richter	0.01%
Kobayashi Pharmaceutical Ltd	0.01%
Lincoln National Corp	0.01%
Far Eastone Telecommunications Ltd	0.01%
Hellofresh	0.01%
Nio American Depositary Shares Rep	0.01%
Wuxi Apptec Ltd H	0.01%
Tele2 B	0.01%
Umb Financial Corp	0.01%
Descartes Systems Group Inc	0.01%
Hillenbrand Inc	0.01%
Turkcell Iletisim Hizmetleri A	0.01%
Qiagen Nv	0.01%
Open House Group Ltd	0.01%

Asset Class & Holdings	% of fund net assets
International equities (continued)	
Bank Of Communications Ltd A	0.01%
Guidewire Software Inc	0.01%
Newell Brands Inc	0.01%
Siemens Healthineers Ag	0.01%
Fresenius Se And Co Kgaa	0.01%
Boe Technology Group Ltd A	0.01%
HKT Trust & HKT Ltd	0.01%
Essent Group Ltd	0.01%
Bank Of Ningbo Ltd A	0.01%
Clariant AG	0.01%
Banco Bpm	0.01%
Sumitomo Chemical Ltd	0.01%
Accor SA	0.01%
Coca-Cola Femsa Class UBL Units	0.01%
Darling Ingredients Inc	0.01%
Shanghai Commercial Ltd	0.01%
Temenos Ag	0.01%
Tingyi (Cayman Islands) Holdings	0.01%
Lojas Renner SA	0.01%
Nordex	0.01%
Independent Bank Corp	0.01%
Capcom Ltd	0.01%
Yunnan Energy New Materials Ltd A	0.01%
First Hawaiian Inc	0.01%
Keio Corp	0.01%
Wanhua Chemical Group Ltd A	0.01%
Hypermarcas Sa	0.01%
Ping An Bank Ltd A	0.01%
Kinross Gold Corp	0.01%
John Bean Technologies Corp	0.01%
Gartner Inc	0.01%
Dolby Laboratories Inc Class A	0.01%
Ats Corp	0.01%
Muyuan Foods Ltd A	0.01%
Adecco Group AG	0.01%
PPB Group	0.01%
Penumbra Inc	0.01%
SG Holdings Ltd	0.01%
Vinda International Ltd	0.01%
Turk Hava Yollari AO	0.01%
Companhia De Saneamento Basico	0.01%
Nemetschek	0.01%
Gildan Activewear Inc	0.01%
Daqo New Energy Adr Representing	0.01%
Cyber Agent Inc	0.01%
Zhejiang Huayou Cobalt Ltd A	0.01%
Covivio SA	0.01%
Glacier Bancorp Inc	0.01%
Holmen Class B	0.01%
Tongcheng Travel Holdings Ltd	0.01%
United Community Banks Inc	0.01%
Box Inc Class A	0.01%
Sunnova Energy International Inc	0.01%
Grab Holdings Ltd Class	0.01%
Shanxi Xinghuacun Fen Wine Factory	0.01%
Banco De Sabadell Sa	0.01%
Masimo Corp	0.01%
S.F. Holding Ltd A	0.01%
FirstService Subordinate Voting Co	0.01%
Klabin Units SA	0.01%
Hancock Whitney Corp	0.01%
Poly Developments And Holdings Gro	0.01%
China Feihe Ltd	0.01%
Sps Commerce Inc	0.01%
Energy Absolute Non-Voting Dr Pcl	0.01%
Maxlinear Inc	0.01%
Cia Energetica De Minas Gerais	0.01%
Genscript Biotech Corp	0.01%
Shockwave Medical Inc	0.01%

Asset Class & Holdings	% of fund net assets
International equities (continued)	
Molson Coors Brewing Class B	0.01%
Five9 Inc	0.01%
Bumrungrad Hospital Non-Voting	0.01%
Corning Inc	0.01%
Ucb Sa	0.01%
Simmons First National Corp Class	0.01%
Auo Corp	0.01%
Korea Zinc Inc	0.01%
Performance Food Group	0.01%
President Chain Store Corp	0.01%
Clarivate Plc	0.01%
Rumo SA	0.01%
Suntory Beverage & Food Ltd	0.01%
Charoen Pokphand Foods Non-Voting	0.01%
Minor International Public Non Voting	0.01%
Sartorius Pref Ag	0.01%
Eve Energy Ltd A	0.01%
Telefonica Deutschland Holding AG	0.01%
Raia Drogasil Sa	0.01%
Others	1.49%
Total	51.26%
Alternatives	
The Maui Capital Aqua Fund	0.41%
Pencarrow IV Investment	0.00%
Total	0.42%
Grand Total	**100%**

MAS Retirement Savings Scheme

Balanced Fund Holdings

As at 31 December 2022

Asset Class & Holdings Region	% Portfolio
Cash and cash equivalents	
New Zealand	8.44%
Other	0.07%
Total	8.51%
New Zealand fixed interest	
New Zealand	11.89%
Total	11.89%
International fixed interest	
North America	11.20%
Japan	6.21%
Europe	2.55%
United Kingdom	1.49%
Emerging Markets	0.30%
Europe - Non EMU	0.30%
New Zealand	0.00%
Australia	-0.18%
Other Countries	0.45%
Total	22.32%
Australasian equities	
New Zealand	14.23%
Australia	4.44%
Total	18.67%
International equities	
North America	24.19%
Europe	3.81%
New Zealand	2.60%
Emerging Markets	1.95%
United Kingdom	1.84%
Japan	1.79%
Europe - Non EMU	0.92%
Australia	0.15%
Other Countries	1.36%
Total	38.61%
Grand Total	**100%**

Regional Asset Class Allocation

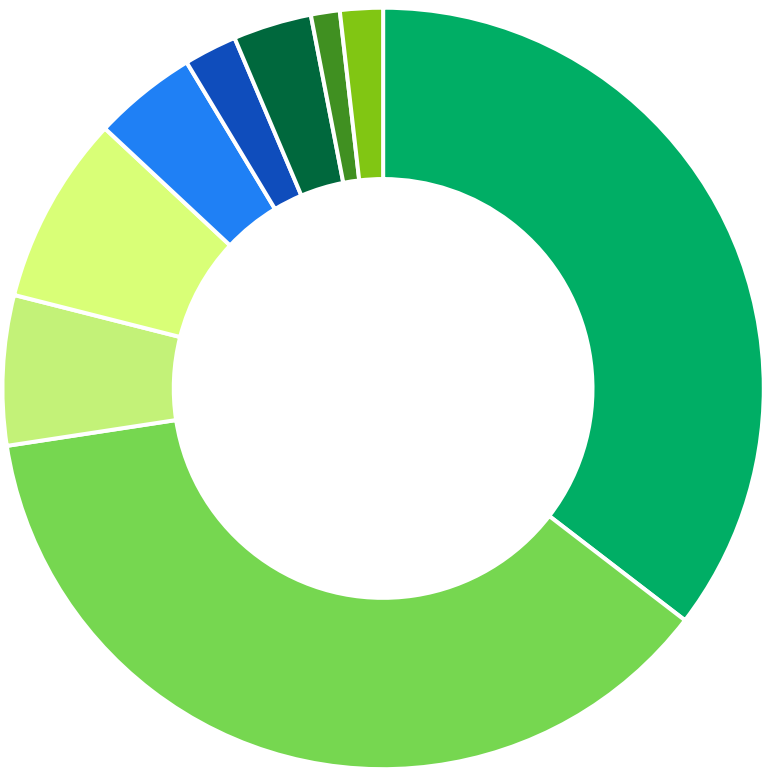

Notes:

1. Fund holdings are current as at 31 December 2022. Future holdings may be different from those stated. Investments are managed in accordance with the MAS Retirement Savings Scheme's SIPO, available on the MAS website at **mas.co.nz/retirement-savings**

2. For holdings by region:
   a. 'Other countries' includes any other region not named.
   b. For Cash and cash equivalents, regions other than New Zealand have been grouped as 'Other'.
   c. EMU is the European Economic and Monetary Union.
   d. All holdings have been rounded to 2 decimal places, so the sum of holdings may not always total to 100.00%

3. For full holdings:
   a. Holdings less than 0.01% have been grouped as 'Other'.

4. Creditors are shown as negative holdings, which may include any currency hedging positions in place for the Fund.

5. Medical Funds Management Limited is the issuer of the MAS Retirement Savings Scheme. The PDS for the MAS Retirement Savings Scheme is available on the MAS website at **mas.co.nz/retirement-savings**

Asset Class & Holdings	% of fund net assets
Cash and cash equivalents	
JBWere Premium Custody Call Account - NZD	6.63%
China Construction Bank On Term @ 3.7%	0.32%
Westpac On Term @ 4.26% 13/07/2022 13/07/2023	0.20%
China Construction Bank On Term @ 3.4% 10/05/2022	0.13%
China Construction Bank On Term @ 3.95% 13/07/2022	0.13%
Westpac On Term @ 4.450% 25/10/2023	0.13%
ASB Term Deposit 4.070% 28/06/2022 28/06/2023	0.11%
Kiwibank On Term @ 3% 10/05/2022 10/05/2023	0.10%
ASB Term Deposit 3.160% 13/07/2022 09/01/2023	0.10%
RaboPlus On Term @ 5.750% 15/12/2023	0.10%
ASB Term Deposit 3.5% 13/06/2022 13/06/2023	0.07%
ANZ Bank NZ Limited Term Deposit 4.100%	0.07%
Westpact On Term @ 3.820% 01/09/2022 28/02/2023	0.07%
Westpac On Term @ 3.670% 01/09/2022 30/01/2023	0.07%
Westpac On Term @ 5.51% 7/11/2023	0.06%
Westpac On Term @ 2.620% 15/02/2022 15/02/2023	0.06%
Bank of China On Term @ 4.6% 07/02/2023	0.06%
USD Cash	0.04%
Group1	0.04%
Westpac On Term @ 4.27% 01/09/2022 01/09/2023	0.03%
Total	8.51%
New Zealand fixed interest	
Bank of New Zealand 4.985% 07/06/2027	1.79%
Kiwibank 5.737% 19/10/2027	1.15%
Westpac 3.696% 16/02/27	1.04%
Vector Ltd 4.996% 14/03/2024	0.98%
Chorus Ltd 4.35% 06/12/2028	0.94%
NZ Govt 1.5% 15/05/2031	0.73%
ASB 5.524% 21/06/2027	0.60%
Bank of New Zealand 5.536% 25/05/2028	0.47%
Auckland International Airport 3.29% 17/11/2026	0.47%
ANZ Bank NZ Limited 2.999% 17/09/2031	0.46%
Westpac 1.439% 02/24/26	0.45%
Westpac 6.19% 16/09/2032	0.44%
ANZ Bank NZ Limited 3.03% 20/03/2024	0.39%
Infratil Limited 3.50% 15/12/2029	0.39%
Transpower New Zealand 4.627% 16/09/2027	0.37%
Quayside Holding (QHLNZ) 10% Series	0.29%
Christchurch International Airport 5.53% 05/04/2027	0.19%
Auckland International Airport 3.51% 10/10/2024	0.18%
ASB 1.646% 04/05/2026	0.11%
Christchurch City Holdings Ltd 3.01% 05/11/2026	0.09%
Kiwibank 2.635% 05/10/2026	0.09%
ASB 1.83% 08/19/2024	0.07%
Powerco Limited 4.67% 15/11/2024	0.06%
Christchurch City Holdings Ltd 3.58% 27/11/2024	0.06%
Westpac 2.083% 20/02/2025	0.06%
Total	11.89%
International fixed interest	
Hunter Global Fixed Interest Fund	22.32%
Total	22.32%
Australasian equities	
Infratil Ltd	2.19%
Fisher & Paykel Healthcare Ltd	1.96%
Meridian Energy Limited	1.29%
Mainfreight Ltd	1.21%
Spark New Zealand Ltd	1.21%
Auckland International Airport Ltd	1.01%
Ebos Group Ltd	1.00%
A2 Milk Company Ltd	0.90%
Fletcher Building Ltd	0.78%
CSL Limited	0.57%
Chorus Ltd	0.56%
Mercury NZ Limited	0.51%
NEXTDC Ltd	0.50%
Macquarie Group Ltd	0.50%

Asset Class & Holdings	% of fund net assets
Australasian equities (continued)	
National Australia Bank Ltd	0.49%
Telstra Corp Ltd	0.46%
News Corp-CDI Class B	0.45%
Woolworths Ltd	0.38%
Port of Tauranga Ltd	0.38%
Ramsay Health Care Ltd	0.36%
Freightways Ltd	0.33%
Summerset Group Holdings Ltd	0.32%
Qantas Airways Ltd	0.28%
Allkem Ltd	0.24%
Xero Ltd	0.21%
Ryman Healthcare Ltd	0.17%
Oceania Healthcare Limited	0.17%
Investore Property Limited	0.16%
Stride Property Ltd and Stride Invest Mgmt Ltd	0.08%
Total	18.67%
International equities	
NZDUSD Maturing 27/01/2023 (BZL NZ)	2.48%
Microsoft Corp	1.96%
Alphabet Inc Class A	0.60%
Alphabet Inc Class C	0.56%
Procter & Gamble	0.53%
Nvidia Corp	0.44%
Visa Inc Class A	0.41%
Coca-Cola	0.38%
Pepsico Inc	0.37%
Taiwan Semiconductor Manufacturing Co. Ltd	0.37%
Eli Lilly	0.36%
Mastercard Inc Class A	0.36%
Thermo Fisher Scientific Inc	0.36%
AbbVie Inc	0.36%
Astrazeneca Plc	0.34%
Tesla Inc	0.33%
Home Depot Inc	0.33%
Roche Holding Par AG	0.31%
Adobe Inc	0.28%
Tencent Holdings Ltd	0.27%
Hsbc Holdings Plc	0.25%
Salesforce Inc	0.25%
Cisco Systems Inc	0.23%
Novo Nordisk Class B	0.23%
ASML Holding NV	0.22%
Danaher Corp	0.21%
LVMH	0.20%
Intuit Inc	0.20%
Accenture Plc Class A	0.20%
Linde Plc	0.18%
Amgen Inc	0.18%
Texas Instrument Inc	0.18%
International Business Machines Co	0.17%
Verizon Communications Inc	0.17%
Alibaba Group Holding Ltd	0.17%
Unilever Plc	0.16%
Walt Disney	0.16%
Servicenow Inc	0.15%
Nike Inc Class B	0.15%
Caterpillar Inc	0.15%
Toyota Motor Corp	0.15%
AUDNZD Maturing 27/01/2023 (BZL NZ)	0.15%
Elevance Health Inc	0.15%
Lowes Companies Inc	0.14%
Abbott Laboratories	0.14%
Automatic Data Processing Inc	0.14%
Aia Group Ltd	0.13%
S&P Global Inc	0.13%
Intel Corporation Corp	0.13%
Apple Inc	0.13%
United Parcel Service Inc Class B	0.13%

Asset Class & Holdings	% of fund net assets
International equities (continued)	
Becton Dickinson	0.13%
Deere	0.13%
Gilead Sciences Inc	0.13%
Charles Schwab Corp	0.12%
Cigna Corp	0.12%
Toronto Dominion	0.12%
Colgate-Palmolive	0.12%
SAP	0.12%
Starbucks Corp	0.11%
Morgan Stanley	0.11%
Chubb Ltd	0.11%
Roper Technologies Inc	0.11%
Bnp Paribas SA	0.11%
BlackRock Inc	0.11%
Kimberly Clark Corp	0.11%
Oracle Corp	0.11%
EURNZD Maturing 27/01/2023 (BZL NZ)	0.11%
Prologis REIT Inc	0.10%
Novartis Ag	0.10%
Regeneron Pharmaceuticals Inc	0.10%
Applied Material Inc	0.10%
American Tower Reit Corp	0.10%
Amazon Com Inc	0.10%
Meituan	0.10%
Novo Nordisk Class B	0.10%
Sony Group Corp	0.10%
American Express	0.10%
Johnson & Johnson	0.10%
TJX Inc	0.09%
Vestas Wind Systems	0.09%
Vertex Pharmaceuticals Inc	0.09%
Synopsys Inc	0.09%
NZDCAD Maturing 27/01/2023 (BZL NZ)	0.09%
Allianz	0.09%
Illinois Tool Inc	0.09%
Loreal SA	0.09%
Target Corp	0.08%
Marsh & McLennan Inc	0.08%
Unitedhealth Group Inc	0.08%
Booking Holdings Inc	0.08%
Cadence Design Systems Inc	0.08%
Autodesk Inc	0.08%
ING Groep NV	0.08%
Zoetis Inc Class A	0.08%
Medtronic Plc	0.08%
Edwards Lifesciences Corp	0.08%
Dexcom Inc	0.08%
Sherwin Williams	0.08%
Progressive Corp	0.08%
Schneider Electric	0.08%
Humana Inc	0.08%
Lloyds Banking Group Plc	0.08%
Lair Liquide Societe Anonyme Pour	0.07%
Essilorluxottica SA	0.07%
PNC Financial Services Group Inc	0.07%
General Mills Inc	0.07%
Lam Research Corp	0.07%
Compagnie Financiere Richemont SA	0.07%
CSX Corp	0.07%
Relx Plc	0.07%
Intesa Sanpaolo	0.07%
Nordea Bank	0.07%
Waste Management Inc	0.07%
Truist Financial Corp	0.06%
Aon Plc Class A	0.06%
Banco Bilbao Vizcaya Argentaria SA	0.06%
Aflac Inc	0.06%
Eaton Plc	0.06%
HCA Healthcare Inc	0.06%

Asset Class & Holdings	% of fund net assets
International equities (continued)	
Reckitt Benckiser Group Plc	0.06%
Electronic Arts Inc	0.06%
Bank Of Montreal	0.06%
CME Group Inc Class A	0.06%
China Construction Bank Corp H	0.06%
Equinix Reit Inc	0.06%
Daiichi Sankyo Ltd	0.06%
Crown Castle Inc	0.06%
Norfolk Southern Corp	0.06%
Idexx Laboratories Inc	0.06%
Bank Of Nova Scotia	0.06%
Estee Lauder Inc Class	0.06%
Intercontinental Exchange Inc	0.06%
Prosus NV	0.06%
Intuitive Surgical Inc	0.06%
Centene Corp	0.06%
Cvs Health Corp	0.05%
GBPNZD Maturing 27/01/2023 (BZL NZ)	0.05%
ABB Ltd	0.05%
VMware Class A Inc	0.05%
Agilent Technologies Inc	0.05%
ResMed Inc	0.05%
Axa SA	0.05%
Compass Group Plc	0.05%
Enphase Energy Inc	0.05%
Nucor Corp	0.05%
Motorola Solutions Inc	0.05%
Lonza Group AG	0.05%
Hitachi Ltd	0.05%
Nxp Semiconductors Nv	0.05%
KDDI Corp	0.05%
Meta Platforms Inc Class A	0.05%
PPG Industries Inc	0.05%
Pfizer Inc	0.05%
Biogen Inc	0.05%
Mccormick & Co Non-Voting Inc	0.05%
Prudential Plc	0.05%
Merck & Co Inc	0.05%
Nintendo Ltd	0.05%
Ansys Inc	0.05%
Moodys Corp	0.05%
Activision Blizzard Inc	0.05%
DBS Group Holdings Ltd	0.05%
Recruit Holdings Ltd	0.05%
Iqvia Holdings Inc	0.05%
Travelers Companies Inc	0.05%
Johnson Controls International Plc	0.04%
Church And Dwight Inc	0.04%
Baxter International Inc	0.04%
Glaxosmithkline	0.04%
Tokyo Electron Ltd	0.04%
Bank Of New York Mellon Corp	0.04%
Stryker Corp	0.04%
Hormel Foods Corp	0.04%
WW Grainger Inc	0.04%
Cardinal Health Inc	0.04%
Clorox	0.04%
Shopify Subordinate Voting Inc Class A	0.04%
T Rowe Price Group Inc	0.04%
Sanofi Sa	0.04%
AmerisourceBergen Corp	0.04%
Keurig Dr Pepper Inc	0.04%
Ross Stores Inc	0.04%
Nutrien Ltd	0.04%
Genuine Parts	0.04%
Broadcom Inc	0.04%
Arthur J Gallagher	0.04%
Kering SA	0.04%
Trane Technologies Plc	0.04%

Asset Class & Holdings	% of fund net assets
International equities (continued)	
Genmab	0.04%
Boston Scientific Corp	0.04%
Mettler Toledo Inc	0.04%
Archer Daniels Midland	0.04%
MercadoLibre Inc	0.04%
Banco Santander Sa	0.04%
Rockwell Automation Inc	0.04%
Daikin Industries Ltd	0.04%
CRH Plc	0.04%
Fast Retailing Ltd	0.04%
Dover Corp	0.04%
East Japan Railway	0.04%
Daiwa House Industry Ltd	0.04%
Newmont	0.04%
Itochu Corp	0.04%
Prudential Financial Inc	0.04%
Lululemon Athletica Inc	0.04%
Allstate Corp	0.04%
Illumina Inc	0.04%
Keysight Technologies Inc	0.04%
West Pharmaceutical Services Inc	0.04%
Canadian Imperial Bank of Commerce	0.04%
NZDCHF Maturing 27/01/2023 (BZL NZ)	0.04%
Societe Generale SA	0.04%
Solaredge Technologies Inc	0.04%
Workday Inc Class A	0.04%
Amcor Plc	0.04%
Palo Alto Networks Inc	0.04%
Fanuc Corp	0.04%
Hoya Corp	0.04%
Sika AG	0.04%
Carrier Global Corp	0.04%
Hilton Worldwide Holdings Inc	0.04%
Paccar Inc	0.03%
Ameriprise Finance Inc	0.03%
Cummins Inc	0.03%
Waste Connections Inc	0.03%
Kweichow Moutai Ltd A	0.03%
Insulet Corp	0.03%
Ashtead Group Plc	0.03%
Danone SA	0.03%
Merck	0.03%
Otis Worldwide Corp	0.03%
HP Inc	0.03%
Deutsche Boerse AG	0.03%
Vodafone Group Plc	0.03%
SoftBank Corp	0.03%
M&T Bank Corp	0.03%
SK Hynix Inc	0.03%
Hologic Inc	0.03%
Take Two Interactive Software Inc	0.03%
China Merchants Bank Ltd	0.03%
Cincinnati Financial Corp	0.03%
Atlas Copco Class A	0.03%
Umicore SA	0.03%
Mckesson Corp	0.03%
Steris	0.03%
DNB Bank	0.03%
Sysco Corp	0.03%
Baidu Class A Inc	0.03%
Mondelez International Inc Class A	0.03%
Horizon Therapeutics Public Plc	0.03%
First Solar Inc	0.03%
Bank Central Asia	0.03%
Sba Communications Reit Corp	0.03%
MediaTek Inc	0.03%
Koninklijke Ahold Delhaize NV	0.03%
Alnylam Pharmaceuticals Inc	0.03%
D R Horton Inc	0.03%

Asset Class & Holdings	% of fund net assets
International equities (continued)	
Welltower	0.03%
Splunk Inc	0.03%
Huntington Bancshares Inc	0.03%
First Republic Bank	0.03%
Netease Inc	0.03%
Barclays Plc	0.03%
BMW AG	0.03%
Industria De Diseno Textil Inditex	0.03%
Regions Financial Corp	0.03%
Republic Services Inc	0.03%
State Street Corp	0.03%
Walgreen Boots Alliance Inc	0.03%
Murata Manufacturing Ltd	0.03%
Givaudan SA	0.03%
Swiss Re AG	0.03%
Fortive Corp	0.03%
Astellas Pharma Inc	0.03%
American Water Works Inc	0.03%
SSE Plc	0.03%
KBC Groep	0.03%
Ebay Inc	0.03%
Wuxi Biologics Cayman Inc	0.03%
Discover Financial Services	0.03%
Wolters Kluwer NV	0.03%
Old Dominion Freight Line	0.03%
Citizens Financial Group Inc	0.03%
Fastenal	0.03%
Willis Towers Watson Plc	0.03%
Fujitsu Ltd	0.03%
Fortinet Inc	0.03%
Verisk Analytics Inc	0.03%
International Flavors & Fragrances	0.03%
United Overseas Bank Ltd	0.03%
Conagra Brands Inc	0.03%
Franklin Resources Inc	0.03%
KKR and Co Inc	0.03%
Xylem Inc	0.03%
Kellogg	0.03%
Copart Inc	0.03%
Essity Class B	0.03%
Samsung SDI Ltd	0.03%
Laboratory Corporation Of America	0.03%
Hewlett Packard Enterprise	0.03%
VF Corp	0.03%
Bristol Myers Squibb	0.03%
Northern Trust Corp	0.03%
A O Smith Corp	0.03%
Aptiv Plc	0.03%
Tractor Supply	0.03%
CBRE Group Inc Class A	0.03%
Sampo	0.03%
KeyCorp	0.02%
United Rentals Inc	0.02%
Hubspot Inc	0.02%
Pentair	0.02%
Arch Capital Group Ltd	0.02%
Intact Financial Corp	0.02%
Ulta Beauty Inc	0.02%
Weyerhaeuser REIT	0.02%
Hartford Financial Services Group	0.02%
Diageo Plc	0.02%
National Bank Of Canada	0.02%
Molina Healthcare Inc	0.02%
Adidas N AG	0.02%
Gen Digital Inc	0.02%
Dai-Ichi Life Holdings Inc	0.02%
Johnson Matthey Plc	0.02%
Netflix Inc	0.02%
Yum China Holdings Inc	0.02%

Asset Class & Holdings	% of fund net assets
International equities (continued)	
China Mengniu Dairy Ltd	0.02%
Advanced Micro Devices Inc	0.02%
Chocoladefabriken Lindt & Spruengli AG	0.02%
Quest Diagnostics Inc	0.02%
Agnico Eagle Mines Ltd	0.02%
Principal Financial Group Inc	0.02%
Martin Marietta Materials Inc	0.02%
Byd Ltd	0.02%
Legrand SA	0.02%
Warner Bros. Discovery Inc	0.02%
Qualcomm Inc	0.02%
Assa Abloy AB	0.02%
Legal and General Group Plc	0.02%
West Fraser Timber Ltd	0.02%
Unicredit	0.02%
Koninkilijke Dsm NV	0.02%
Perkinelmer Inc	0.02%
Brown Forman Corp Class B	0.02%
Geberit AG	0.02%
Nasdaq Inc	0.02%
Bunge Ltd	0.02%
Uni-President Enterprises Corp	0.02%
Sandvik	0.02%
Contemporary Amperex Technology Lt	0.02%
Water Corp	0.02%
Air Products And Chemicals Inc	0.02%
Coloplast B	0.02%
Komatsu Ltd	0.02%
Wh Group Ltd	0.02%
Thomson Reuters Corp	0.02%
Biomarin Pharmaceutical Inc	0.02%
Ingersoll Rand Inc	0.02%
Upm-Kymmene	0.02%
Orix Corp	0.02%
Teleflex Inc	0.02%
Orange SA	0.02%
Incyte Corp	0.02%
Raymond James Inc	0.02%
Eisai Ltd	0.02%
Quanta Services Inc	0.02%
Open Text Corp	0.02%
Align Technology Inc	0.02%
Rio Tinto Plc	0.02%
Crowdstrike Holdings Inc Class A	0.02%
Zimmer Biomet Holdings Inc	0.02%
Unicharm Corp	0.02%
Pearson Plc	0.02%
Wheaton Precious Metals Corp	0.02%
Terumo Corp	0.02%
Plug Power Inc	0.02%
Bayer Ag	0.02%
Grupo Finance Banorte	0.02%
Steel Dynamics Inc	0.02%
Rentokil Initial Plc	0.02%
Corteva Inc	0.02%
Kao Corp	0.02%
Marubeni Corp	0.02%
Naver Corp	0.02%
Delta Electronics Inc	0.02%
Compagnie Generale Des Etablisseme	0.02%
Veolia Environ. SA	0.02%
China Yangtze Power Ltd A	0.02%
Standard Chartered Plc	0.02%
Chugai Pharmaceutical Ltd	0.02%
Ericsson B	0.02%
Ptc Inc	0.02%
Expeditors International Of Washin	0.02%
Panasonic Holdings Corp	0.02%
Shiseido Ltd	0.02%

Asset Class & Holdings	% of fund net assets
International equities (continued)	
Cintas Corp	0.02%
SVB Financial Group	0.02%
Fujifilm Holdings Corp	0.02%
Expeditors International Of Washington Inc	0.02%
Best Buy Inc	0.02%
Cooper Inc	0.02%
Federal Realty Investment Trust Re	0.02%
Deutsche Bank Ag	0.02%
Sonova Holding AG	0.02%
Realty Income Reit Corp	0.02%
Lpl Financial Holdings Inc	0.02%
Commerzbank AG	0.02%
A P Moller Maersk	0.02%
Link Real Estate Investment Trust	0.02%
Kla Corp	0.02%
Idex Corp	0.02%
Trade Desk Inc Class A	0.02%
Ventas Reit Inc	0.02%
Atlas Copco Class B	0.02%
Campbell Soup	0.02%
Mcdonalds Corp	0.02%
Synchrony Financial	0.02%
Monster Beverage Corp	0.02%
Straumann Holding AG	0.02%
Public Bank	0.02%
Bio Techne Corp	0.02%
Walmart Inc	0.02%
3M	0.02%
Rogers Communications Non-Voting I	0.02%
Healthpeak Properties Inc	0.02%
Howmet Aerospace Inc	0.02%
Swiss Life Holding AG	0.02%
Ping An Insurance (Group) Of China	0.02%
Mosaic	0.02%
Stanley Black & Decker Inc	0.02%
Ball Corp	0.02%
China Resources Land Ltd	0.02%
CNH Industrial NV	0.02%
Zebra Technologies Corp Class A	0.02%
Dollarama Inc	0.02%
Constellation Brands Inc Class A	0.02%
Singapore Telecommunications Ltd	0.02%
Webster Financial Corp	0.02%
Magna International Inc	0.02%
SGS SA	0.02%
Kerry Group Plc	0.02%
Symrise AG	0.02%
WSP Global Inc	0.02%
Bunzl	0.02%
Natwest Group Plc	0.02%
Novozymes B	0.02%
Datadog Inc Class A	0.02%
Longi Green Energy Technology Ltd	0.02%
Jb Hunt Transport Services	0.02%
Analog Devices Inc	0.02%
Mitsubishi Estate Co Ltd	0.02%
KB Financial Group Inc	0.02%
Essex Property Trust Reit Inc	0.02%
Teleperformance	0.01%
Nibe Industrier Class B	0.01%
AEON Ltd	0.01%
Waters Corp	0.01%
Hershey Foods	0.01%
Trimble Inc	0.01%
United Micro Electronics Corp	0.01%
Banco Bradesco Pref SA	0.01%
Fubon Financial Holding Ltd	0.01%
Fomento Economico Mexicano	0.01%
China Merchants Bank Ltd A	0.01%

Asset Class & Holdings	% of fund net assets
International equities (continued)	
Paypal Holdings Inc	0.01%
Skandinaviska Enskilda Banken	0.01%
Brown & Brown Inc	0.01%
Snowflake Class A	0.01%
FactSet Research Systems Inc	0.01%
WR Berkley Corp	0.01%
LKQ Corp	0.01%
Centrais Eletr Bras-Eletrobras	0.01%
Gea Group Ag	0.01%
WPP Plc	0.01%
Kubota Corp	0.01%
Microchip Technology Inc	0.01%
Informa Plc	0.01%
TDK Corp	0.01%
Sompo Holdings Inc	0.01%
Coupa Software Inc	0.01%
Publicis Groupe SA	0.01%
Nippon Steel Corp	0.01%
LI Auto Class A Inc	0.01%
Interpublic Group Of Companies Inc	0.01%
Saputo Inc	0.01%
Shinhan Financial Group Ltd	0.01%
Omron Corp	0.01%
Segro REIT Plc	0.01%
Bentley Systems Inc Class B	0.01%
Cboe Global Markets Inc	0.01%
MS&AD Insurance Group Holdings Inc	0.01%
Alcon Ag	0.01%
Power Corporation Of Canada	0.01%
BYD Ltd A	0.01%
Shionogi Ltd	0.01%
Chunghwa Telecom Ltd	0.01%
Haleon Plc	0.01%
Kuehne und Nagel International AG	0.01%
Henry Schein Inc	0.01%
Ajinomoto Inc	0.01%
Booz Allen Hamilton Holding Corp C	0.01%
Sumitomo Mitsui Trust Holdings Inc	0.01%
Albemarle Corp	0.01%
Jazz Pharmaceuticals Plc	0.01%
Akzo Nobel NV	0.01%
Paycom Software Inc	0.01%
Bank Leumi Le Israel	0.01%
Fair Isaac Corp	0.01%
Zoom Video Communications Inc Clas	0.01%
Henkel & KGaA Pref AG	0.01%
Yaskawa Electric Corp	0.01%
Croda International Plc	0.01%
Caixabank Sa	0.01%
Smartsheet Inc Class A	0.01%
Dominos Pizza Inc	0.01%
EDP Renovaveis SA	0.01%
Kraft Heinz	0.01%
BT Group Plc	0.01%
Telekomunikasi Indonesia	0.01%
Boston Properties Reit Inc	0.01%
Metro Inc	0.01%
CTBC Financial Holding Ltd	0.01%
WEG SA	0.01%
Hang Seng Bank Ltd	0.01%
Transunion	0.01%
Neurocrine Biosciences Inc	0.01%
Burlington Stores Inc	0.01%
Nomura Holdings Inc	0.01%
Pultegroup Inc	0.01%
Kakao Corp	0.01%
Snap On Inc	0.01%
Nippon Yusen	0.01%
BOC Hong Kong Holdings Ltd	0.01%

Asset Class & Holdings	% of fund net assets
International equities (continued)	
United Utilities Group Plc	0.01%
MTR Corporation Corp Ltd	0.01%
Epiroc Class A	0.01%
Mtu Aero Engines Holding Ag	0.01%
Sysmex Corp	0.01%
Coca Cola European Partners Plc	0.01%
Swedbank	0.01%
MarketAxess Holdings Inc	0.01%
Spirax-Sarco Engineering Plc	0.01%
Carrefour SA	0.01%
Beiersdorf AG	0.01%
NN Group NV	0.01%
Intercontinental Hotels Group Plc	0.01%
Svenska Cellulosa B	0.01%
CH Robinson Worldwide Inc	0.01%
CP All Non-Voting Dr Pcl	0.01%
Fiserv Inc	0.01%
Tyler Technologies Inc	0.01%
ZTO Express Cayman	0.01%
Xinyi Solar Holdings Ltd	0.01%
Svenska Handelsbanken-A Shs	0.01%
Pool Corp	0.01%
Resona Holdings Inc	0.01%
International Paper	0.01%
Anglo American Plc	0.01%
Verbund AG	0.01%
Burberry Group Plc	0.01%
Mondi Plc	0.01%
Chailease Holding Ltd	0.01%
China Steel Corp	0.01%
Toto Ltd	0.01%
Koninklijke KPN NV	0.01%
E.Sun Financial Holding Ltd	0.01%
Wuliangye Yibin Ltd A	0.01%
Smurfit Kappa Group Plc	0.01%
Epam Systems Inc	0.01%
Masco Corp	0.01%
Mowi	0.01%
China Conch Venture Holdings Ltd	0.01%
Yokogawa Electric Corp	0.01%
Terna Rete Elettrica Nazionale	0.01%
Daifuku Ltd	0.01%
Sage Group Plc	0.01%
Celanese Corp	0.01%
NTT Data Corp	0.01%
Next Plc	0.01%
Airports Of Thailand Non-Voting Dr	0.01%
Hydro One Ltd	0.01%
New York Community Bancorp Inc	0.01%
Asahi Kasei Corp	0.01%
Mega Financial Holding Ltd	0.01%
Credit Agricole Sa	0.01%
China Overseas Land Investment Ltd	0.01%
Lattice Semiconductor Corp	0.01%
Novocure Ltd	0.01%
Moderna Inc	0.01%
Danske Bank	0.01%
Nan Ya Plastics Corp	0.01%
Digital Realty Trust Reit Inc	0.01%
Cathay Financial Holding Ltd	0.01%
Sekisui House Ltd	0.01%
Boliden	0.01%
Brenntag SE	0.01%
Exact Sciences Corp	0.01%
BorgWarner Inc	0.01%
First Financial Holding Ltd	0.01%
Norsk Hydro	0.01%
Chr Hansen Holding	0.01%
Cognex Corp	0.01%

Asset Class & Holdings	% of fund net assets
International equities (continued)	
Micron Technology Inc	0.01%
Cameco Corp	0.01%
Annaly Capital Management Reit Inc	0.01%
Sunrun Inc	0.01%
Westrock	0.01%
Palantir Technologies Inc Class A	0.01%
Nomura Research Institute Ltd	0.01%
Land Securities Group Reit Plc	0.01%
Telus Corp	0.01%
West Japan Railway	0.01%
Zalando	0.01%
Zoominfo Technologies Inc	0.01%
HeidelbergCement AG	0.01%
Imcd Nv	0.01%
Yakult Honsha Ltd	0.01%
Allegion Plc	0.01%
Bangkok Dusit Medical Services	0.01%
CIMB Group Holdings	0.01%
Jpmorgan Chase & Co	0.01%
Severn Trent Plc	0.01%
Docusign Inc	0.01%
CSPC Pharmaceutical Group Ltd	0.01%
Intertek Group Plc	0.01%
CarMax Inc	0.01%
Powszechna Kasa Oszczednosci Bank	0.01%
Hana Financial Group Inc	0.01%
Credicorp Ltd	0.01%
Teradyne Inc	0.01%
Alstom Sa	0.01%
Sun Hung Kai Properties Ltd	0.01%
Hanwha Solutions Corp	0.01%
Apollo Global Management Inc	0.01%
Prysmian	0.01%
Advance Auto Parts Inc	0.01%
Worldline Sa	0.01%
Contemporary Amperex Technology Ltd	0.01%
Black Knight Inc	0.01%
Sungrow Power Supply Ltd A	0.01%
Hasbro Inc	0.01%
Bill Com Holdings Inc	0.01%
Nitto Denko Corp	0.01%
Stora Enso Class R	0.01%
Kingfisher Plc	0.01%
First Horizon Corp	0.01%
Malayan Banking	0.01%
Jackson Financial Inc Class A	0.01%
Red Electrica SA	0.01%
Amphenol Corp Class A	0.01%
St Jamess Place Plc	0.01%
Central Japan Railway	0.01%
Vail Resorts Inc	0.01%
Ceridian Hcm Holding Inc	0.01%
Sumitomo Metal Mining Ltd	0.01%
Nissin Foods Holdings Ltd	0.01%
Elastic Nv	0.01%
Prosperity Bancshares Inc	0.01%
Siam Cement Non-Voting Dr Pcl	0.01%
Bank Of Ireland Group Plc	0.01%
George Weston Ltd	0.01%
Bouygues SA	0.01%
Whitbread Plc	0.01%
Kikkoman Corp	0.01%
Teradata Corp	0.01%
Experian Plc	0.01%
Zscaler Inc	0.01%
Industrial Bank Ltd A	0.01%
LG Electronics Inc	0.01%
Ormat Tech Inc	0.01%
CapitaLand Integrated Commercial Trust	0.01%

Asset Class & Holdings	% of fund net assets
International equities (continued)	
Voya Financial Inc	0.01%
Novanta Inc	0.01%
Wintrust Financial Corp	0.01%
Brookfield Renewable Subordinate V	0.01%
Erste Group Bank Ag	0.01%
Taiwan Cement Corp	0.01%
Berkeley Group Holdings (The) Plc	0.01%
Ametek Inc	0.01%
Argenx	0.01%
Owens Corning	0.01%
Old National Bancorp	0.01%
Puma	0.01%
Robert Half	0.01%
Nippon Building Fund Reit Inc	0.01%
Vonovia Se	0.01%
Fnb Corp	0.01%
Ally Financial Inc	0.01%
Tyson Foods Inc Class A	0.01%
Pinnacle Financial Partners Inc	0.01%
Eiffage SA	0.01%
Knight-Swift Transportation Holdin	0.01%
Bank Of America Corp	0.01%
Tfi International Inc	0.01%
Fortune Brands Innovations Inc	0.01%
Hennes & Mauritz	0.01%
Vipshop Holdings Sponsored Ads Rep	0.01%
Advanced Info Service Non-Voting D	0.01%
Equitable Holdings Inc	0.01%
London Stock Exchange Group Plc	0.01%
Snap Inc Class A	0.01%
Shopify Subordinate Voting Inc Cla	0.01%
Metso Outotec Corp	0.01%
Smith And Nephew Plc	0.01%
Totvs Sa	0.01%
Rollins Inc	0.01%
Antofagasta Plc	0.01%
China Everbright Environment Group	0.01%
Associated Bancorp	0.01%
Finecobank Banca Fineco	0.01%
Yamaha Motor Ltd	0.01%
Wuxi Apptec Ltd A	0.01%
Taiwan Cooperative Financial Holdings	0.01%
Postal Savings Bank Of China Ltd A	0.01%
Ritchie Bros Auctioneers Inc	0.01%
Fifth Third Bancorp	0.01%
Longfor Group Holdings Ltd	0.01%
Us Bancorp	0.01%
Elia Group SA	0.01%
Ncsoft Corp	0.01%
Wells Fargo	0.01%
Henkel AG	0.01%
Texas Capital Bancshares Inc	0.01%
Nordson Corp	0.01%
Kingspan Group Plc	0.01%
Synovus Financial Corp	0.01%
Japan Real Estate Investment Trust	0.01%
Cullen Frost Bankers Inc	0.01%
Biomerieux SA	0.01%
Radian Group Inc	0.01%
Fidelity National Information Serv	0.01%
Silicon Laboratories Inc	0.01%
Obic Ltd	0.01%
Meiji Holdings Ltd	0.01%
Mgic Investment Corp	0.01%
Citigroup Inc	0.01%
Keyence Corp	0.01%
Lennox International Inc	0.01%
Jm Smucker	0.01%
Largan Precision Ltd	0.01%

Asset Class & Holdings	% of fund net assets
International equities (continued)	
OTP Bank	0.01%
First Citizens Bancshares Inc Clas	0.01%
Bank Pekao SA	0.01%
Bloom Energy Class A Corp	0.01%
Telenor	0.01%
Barratt Developments	0.01%
Assurant Inc	0.01%
Lincoln Electric Holdings Inc	0.01%
Bureau Veritas SA	0.01%
Capitaland Investment Ltd	0.01%
Hotai Motor Ltd	0.01%
Tokyu Corp	0.01%
Singapore Airlines Ltd	0.01%
Eqt	0.01%
Paylocity Holding Corp	0.01%
Localiza Rent A Car SA	0.01%
Cemex CPO	0.01%
Asustek Computer Inc	0.01%
Dynatrace Inc	0.01%
Anhui Conch Cement Ltd	0.01%
Paychex Inc	0.01%
Associated British Foods Plc	0.01%
Catalent Inc	0.01%
China Tourism Group Duty Free Corp	0.01%
Toray Industries Inc	0.01%
Bank Ozk	0.01%
Generac Holdings Inc	0.01%
Orion Class B	0.01%
Lg H & H Ltd	0.01%
Invesco Ltd	0.01%
Azbil Corp	0.01%
Lear Corp	0.01%
Citic Securities Ltd A	0.01%
Alteryx Inc Class A	0.01%
Lenovo Group Ltd	0.01%
Shenzhen Inovance Technology Ltd A	0.01%
Pacwest Bancorp	0.01%
Taisei Corp	0.01%
Persimmon Plc	0.01%
Zions Bancorporation	0.01%
JFE Holdings Inc	0.01%
Popular Inc	0.01%
Advantest Corp	0.01%
Xpeng Class A Inc	0.01%
Constellation Software Inc	0.01%
Klepierre REIT SA	0.01%
Rohm Ltd	0.01%
Southstate Corp	0.01%
Nippon Prologis Reit Inc	0.01%
Dentsply Sirona Inc	0.01%
Elisa	0.01%
Commerce Bancshares Inc	0.01%
First Interstate Bancsystem Inc Cl	0.01%
Kintetsu Group Holdings Ltd	0.01%
Yageo Corp	0.01%
East Money Information Ltd A	0.01%
Z Holdings Corp	0.01%
East West Bancorp Inc	0.01%
Bio Rad Laboratories Inc Class A	0.01%
Sumitomo Realty & Development Ltd	0.01%
Hankyu Hanshin Holdings Inc	0.01%
Abrdn Plc	0.01%
Randstad Holding	0.01%
Mr Cooper Group Inc	0.01%
Amplifon	0.01%
Manhattan Associates Inc	0.01%
Delivery Hero	0.01%
Solvay SA	0.01%
Valley National	0.01%

Asset Class & Holdings	% of fund net assets
International equities (continued)	
Gecina SA	0.01%
Western Alliance	0.01%
Valmet	0.01%
Country Garden Services Holdings Co. Ltd	0.01%
Shimadzu Corp	0.01%
Spectris Plc	0.01%
Ivanhoe Mines Ltd Class A	0.01%
Block Inc Class A	0.01%
Jeronimo Martins SA	0.01%
Equatorial Energia SA	0.01%
Te Connectivity Ltd	0.01%
Taishin Financial Holding Ltd	0.01%
Orkla	0.01%
Cvb Financial Corp	0.01%
Telia Company	0.01%
Sekisui Chemical Ltd	0.01%
Dieteren (D) Sa	0.01%
Vivendi	0.01%
Garmin Ltd	0.01%
Elanco Animal Health Inc	0.01%
Yamaha Corp	0.01%
Marvell Technology Inc	0.01%
Banco Do Brasil SA	0.01%
Home Bancshares Inc	0.01%
Ipg Photonics Corp	0.01%
Dassault Systemes	0.01%
Bankunited Inc	0.01%
BMW Pref AG	0.01%
Hexagon Class B	0.01%
Columbia Banking System Inc	0.01%
Wens Foodstuff Group Ltd	0.01%
Jiangsu Hengrui Medicine Ltd A	0.01%
Woori Financial Group Inc	0.01%
Kingdee Intl. Software Group Ltd	0.01%
Sprout Social Inc Class A	0.01%
China Vanke Ltd A	0.01%
Cia Energetica De Minas Gerais Pre	0.01%
Davita Inc	0.01%
United Bankshares Inc	0.01%
Altra Industrial Motion Corp	0.01%
Comerica Inc	0.01%
Mitsubishi Chemical Group Corp	0.01%
Kimberly-Clark De Mexico Class A	0.01%
Dropbox Inc Class A	0.01%
Sensata Technologies Holding Plc	0.01%
Tobu Railway Ltd	0.01%
Gree Electric Appliances Inc Of Zh	0.01%
Sainsbury (J) Plc	0.01%
Airtac International Group	0.01%
Tcl Zhonghuan Renewable Energy Tec	0.01%
Lamb Weston Holdings Inc	0.01%
Flutter Entertainment Plc	0.01%
Carl Zeiss Meditec AG	0.01%
Ocado Group Plc	0.01%
Singapore Exchange Ltd	0.01%
Schroders Plc	0.01%
First Bancorp	0.01%
Toromont Industries Ltd	0.01%
Gerdau Pref Sa	0.01%
Press Metal Aluminium Holdings	0.01%
Taylor Wimpey Plc	0.01%
Ricoh Ltd	0.01%
Western Union	0.01%
Dai Nippon Printing Ltd	0.01%
Onto Innovation Inc	0.01%
Lumen Technologies Inc	0.01%
Fulton Financial Corp	0.01%
Pennymac Financial Services Inc	0.01%
Leg Immobilien N	0.01%

Asset Class & Holdings	% of fund net assets
International equities (continued)	
China Three Gorges Renewables(Grou	0.01%
U Haul Non Voting Series	0.01%
Meyer Burger Technology Ag	0.01%
Unity Software Inc	0.01%
Nutanix Inc Class A	0.01%
Nippon Express Holdings Inc	0.01%
Kghm Polska Miedz Sa	0.01%
Aspen Technology Inc	0.01%
Obayashi Corp	0.01%
Umpqua Holdings Corp	0.01%
Arista Networks Inc	0.01%
Bok Financial Corp	0.01%
Lixil Corp	0.01%
Pandora	0.01%
JDE Peets Nv	0.01%
Luxshare Precision Industry Ltd A	0.01%
Altair Engineering Inc Class A	0.01%
Central Pattana Non-Voting Dr Pcl	0.01%
Wartsila	0.01%
SKF B	0.01%
Yadea Group Holdings Ltd	0.01%
Empire Ltd Class A	0.01%
Koninklijke Philips Nv	0.01%
Citic Ltd	0.01%
Tesco Plc	0.01%
Coca Cola HBC AG	0.01%
Inner Mongolia Yili Industrial Gro	0.01%
Rivian Automotive Inc Class	0.01%
Sino Land Ltd	0.01%
Shenzhen Mindray Bio-Medical Elect	0.01%
Array Technologies Inc	0.01%
Signature Bank	0.01%
Nippon Paint Holdings Ltd	0.01%
Carlyle Group Inc	0.01%
Hmm Ltd	0.01%
Grupo Bimbo A	0.01%
Kajima Corp	0.01%
Ja Solar Technology Ltd A	0.01%
Hapvida Participacoes E Investimen	0.01%
Banco Bradesco Sa	0.01%
Evergreen Marine Corp (Taiwan) Ltd	0.01%
Industrial And Commercial Bank Of	0.01%
Ambarella Inc	0.01%
Others	1.68%
Total	38.61%
Grand Total	**100%**

MAS Retirement Savings Scheme

Moderate Fund Holdings

As at 31 December 2022

Asset Class & Holdings Region	% Portfolio
Cash and cash equivalents	
New Zealand	10.80%
Other	0.05%
Total	10.84%
New Zealand fixed interest	
New Zealand	16.29%
Total	16.29%
International fixed interest	
North America	17.38%
Japan	9.64%
Europe	3.96%
United Kingdom	2.32%
Emerging Markets	0.47%
Europe - Non EMU	0.46%
New Zealand	0.00%
Australia	-0.28%
Other Countries	0.70%
Total	34.65%
Australasian equities	
New Zealand	9.63%
Australia	3.01%
Total	12.64%
International equities	
North America	16.03%
Europe	2.52%
New Zealand	1.73%
Emerging Markets	1.29%
United Kingdom	1.22%
Japan	1.19%
Europe - Non EMU	0.61%
Australia	0.10%
Other Countries	0.90%
Total	25.59%
Grand Total	**100%**

Regional Asset Class Allocation

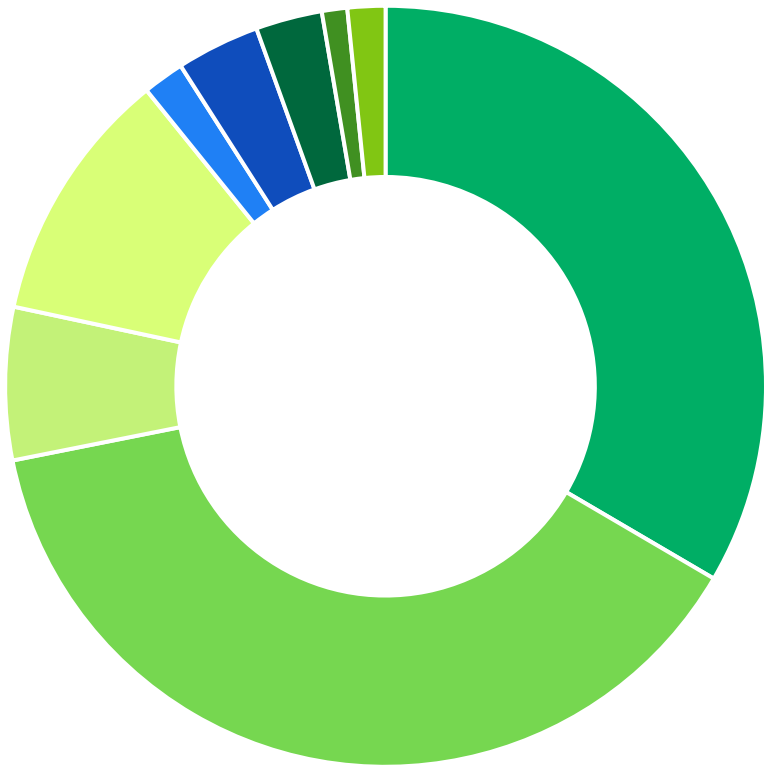

Notes:

1. Fund holdings are current as at 31 December 2022. Future holdings may be different from those stated. Investments are managed in accordance with the MAS Retirement Savings Scheme's SIPO, available on the MAS website at **mas.co.nz/retirement-savings**

2. For holdings by region:
   a. 'Other countries' includes any other region not named.
   b. For Cash and cash equivalents, regions other than New Zealand have been grouped as 'Other'.
   c. EMU is the European Economic and Monetary Union.
   d. All holdings have been rounded to 2 decimal places, so the sum of holdings may not always total to 100.00%

3. For full holdings:
   a. Holdings less than 0.01% have been grouped as 'Other'.

4. Creditors are shown as negative holdings, which may include any currency hedging positions in place for the Fund.

5. Medical Funds Management Limited is the issuer of the MAS Retirement Savings Scheme. The PDS for the MAS Retirement Savings Scheme is available on the MAS website at **mas.co.nz/retirement-savings**

Asset Class & Holdings	% of fund net assets
Cash and cash equivalents	
JBWere Premium Custody Call Account - NZD	8.21%
China Construction Bank On Term @ 3.7%	0.44%
Westpac On Term @ 4.26% 13/07/2022 13/07/2023	0.29%
China Construction Bank On Term @ 3.4%	0.19%
China Construction Bank On Term @ 3.95%	0.19%
Westpac On Term @ 4.450% 25/10/2023	0.19%
ASB Term Deposit 4.070% 28/06/2022 28/06/2023	0.16%
Kiwibank On Term @ 3% 10/05/2022 10/05/2023	0.14%
ASB Term Deposit 3.160% 13/07/2022 09/01/2023	0.14%
RaboPlus On Term @ 5.750% 15/12/2023	0.14%
ASB Term Deposit 3.5% 13/06/2022 13/06/2023	0.09%
ANZ Bank NZ Limited Term Deposit 4.100%	0.09%
Westpact On Term @ 3.820% 01/09/2022 28/02/2023	0.09%
Westpac On Term @ 3.670% 01/09/2022 30/01/2023	0.09%
Westpac On Term @ 5.51% 7/11/2023	0.09%
Bank of China On Term @ 4.6% 07/02/2023	0.09%
Westpac On Term @ 2.620% 15/02/2022 15/02/2023	0.09%
Westpac On Term @ 4.27% 01/09/2022 01/09/2023	0.05%
USD Cash	0.02%
Others	0.02%
Total	10.84%
New Zealand fixed interest	
Bank of New Zealand 4.985% 07/06/2027	2.46%
Kiwibank 5.737% 19/10/2027	1.57%
Westpac 3.696% 16/02/27	1.43%
Vector Ltd 4.996% 14/03/2024	1.34%
Chorus Ltd 4.35% 06/12/2028	1.29%
NZ Govt 1.5% 15/05/2031	1.00%
ASB 5.524% 21/06/2027	0.82%
Bank of New Zealand 5.536% 25/05/2028	0.65%
Auckland International Airport 3.29% 17/11/2026	0.65%
ANZ Bank NZ Limited 2.999% 17/09/2031	0.63%
Westpac 1.439% 02/24/26	0.61%
Westpac 6.19% 16/09/2032	0.61%
ANZ Bank NZ Limited 3.03% 20/03/2024	0.53%
Infratil Limited 3.50% 15/12/2029	0.53%
Transpower New Zealand 4.627% 16/09/2027	0.51%
Quayside Holding (QHLNZ) 10% Series	0.40%
Christchurch International Airport 5.53% 05/04/2027	0.26%
Auckland International Airport 3.51% 10/10/2024	0.25%
ASB 1.646% 04/05/2026	0.15%
Christchurch City Holdings Ltd 3.01% 05/11/2026	0.12%
Kiwibank 2.635% 05/10/2026	0.12%
ASB 1.83% 08/19/2024	0.09%
Powerco Limited 4.67% 15/11/2024	0.08%
Christchurch City Holdings Ltd 3.58% 27/11/2024	0.08%
Westpac 2.083% 20/02/2025	0.08%
Total	16.29%
International fixed interest	
Hunter Global Fixed Interest Fund	34.65%
Total	34.65%
Australasian equities	
Infratil Ltd	1.48%
Fisher & Paykel Healthcare Ltd	1.33%
Meridian Energy Limited	0.87%
Mainfreight Ltd	0.82%
Spark New Zealand Ltd	0.82%
Auckland International Airport Ltd	0.68%
Ebos Group Ltd	0.68%
A2 Milk Company Ltd	0.61%
Fletcher Building Ltd	0.53%
CSL Limited	0.39%
Chorus Ltd	0.38%
Mercury NZ Limited	0.35%
NEXTDC Ltd	0.34%
Macquarie Group Ltd	0.34%

Asset Class & Holdings	% of fund net assets
Australasian equities (continued)	
National Australia Bank Ltd	0.33%
Telstra Corp Ltd	0.31%
News Corp-CDI Class B	0.31%
Woolworths Ltd	0.26%
Port of Tauranga Ltd	0.26%
Ramsay Health Care Ltd	0.24%
Freightways Ltd	0.23%
Summerset Group Holdings Ltd	0.22%
Qantas Airways Ltd	0.19%
Allkem Ltd	0.16%
Xero Ltd	0.14%
Ryman Healthcare Ltd	0.12%
Oceania Healthcare Limited	0.11%
Investore Property Limited	0.11%
Stride Property Ltd and Stride Invest Mgmt Ltd	0.05%
Total	12.64%
International equities	
NZDUSD Maturing 27/01/2023 (BZL NZ)	1.64%
Microsoft Corp	1.30%
Alphabet Inc Class A	0.40%
Alphabet Inc Class C	0.37%
Procter & Gamble	0.35%
Nvidia Corp	0.29%
Visa Inc Class A	0.27%
Coca-Cola	0.25%
Pepsico Inc	0.24%
Taiwan Semiconductor Manufacturing Co. Ltd	0.24%
Eli Lilly	0.24%
Mastercard Inc Class A	0.24%
Thermo Fisher Scientific Inc	0.24%
AbbVie Inc	0.24%
Astrazeneca Plc	0.23%
Tesla Inc	0.22%
Home Depot Inc	0.22%
Roche Holding Par AG	0.20%
Adobe Inc	0.19%
Tencent Holdings Ltd	0.18%
Hsbc Holdings Plc	0.17%
Salesforce Inc	0.16%
Cisco Systems Inc	0.15%
Novo Nordisk Class B	0.15%
ASML Holding NV	0.15%
Danaher Corp	0.14%
LVMH	0.14%
Intuit Inc	0.13%
Accenture Plc Class A	0.13%
Linde Plc	0.12%
Amgen Inc	0.12%
Texas Instrument Inc	0.12%
International Business Machines Co	0.11%
Verizon Communications Inc	0.11%
Alibaba Group Holding Ltd	0.11%
Unilever Plc	0.11%
Walt Disney	0.11%
Servicenow Inc	0.10%
Nike Inc Class B	0.10%
Caterpillar Inc	0.10%
AUDNZD Maturing 27/01/2023 (BZL NZ)	0.10%
Toyota Motor Corp	0.10%
Elevance Health Inc	0.10%
Lowes Companies Inc	0.09%
Abbott Laboratories	0.09%
Automatic Data Processing Inc	0.09%
Aia Group Ltd	0.09%
S&P Global Inc	0.09%
Intel Corporation Corp	0.09%
Apple Inc	0.09%
United Parcel Service Inc Class B	0.09%

Asset Class & Holdings	% of fund net assets
International equities (continued)	
Becton Dickinson	0.09%
Deere	0.08%
Gilead Sciences Inc	0.08%
Charles Schwab Corp	0.08%
Cigna Corp	0.08%
Toronto Dominion	0.08%
Colgate-Palmolive	0.08%
SAP	0.08%
Starbucks Corp	0.08%
Morgan Stanley	0.07%
Chubb Ltd	0.07%
Roper Technologies Inc	0.07%
Bnp Paribas SA	0.07%
BlackRock Inc	0.07%
Kimberly Clark Corp	0.07%
Oracle Corp	0.07%
EURNZD Maturing 27/01/2023 (BZL NZ)	0.07%
Prologis REIT Inc	0.07%
Novartis Ag	0.07%
Regeneron Pharmaceuticals Inc	0.07%
Applied Material Inc	0.07%
American Tower Reit Corp	0.07%
Amazon Com Inc	0.07%
Meituan	0.07%
Novo Nordisk Class B	0.06%
Sony Group Corp	0.06%
American Express	0.06%
Johnson & Johnson	0.06%
TJX Inc	0.06%
Vestas Wind Systems	0.06%
Vertex Pharmaceuticals Inc	0.06%
Synopsys Inc	0.06%
NZDCAD Maturing 27/01/2023 (BZL NZ)	0.06%
Allianz	0.06%
Illinois Tool Inc	0.06%
Loreal SA	0.06%
Target Corp	0.06%
Marsh & McLennan Inc	0.06%
Unitedhealth Group Inc	0.06%
Booking Holdings Inc	0.05%
Cadence Design Systems Inc	0.05%
Autodesk Inc	0.05%
ING Groep NV	0.05%
Zoetis Inc Class A	0.05%
Medtronic Plc	0.05%
Edwards Lifesciences Corp	0.05%
Dexcom Inc	0.05%
Sherwin Williams	0.05%
Progressive Corp	0.05%
Schneider Electric	0.05%
Humana Inc	0.05%
Lloyds Banking Group Plc	0.05%
Lair Liquide Societe Anonyme Pour	0.05%
Essilorluxottica SA	0.05%
PNC Financial Services Group Inc	0.05%
General Mills Inc	0.05%
Lam Research Corp	0.05%
Compagnie Financiere Richemont SA	0.05%
CSX Corp	0.04%
Relx Plc	0.04%
Intesa Sanpaolo	0.04%
Nordea Bank	0.04%
Waste Management Inc	0.04%
Truist Financial Corp	0.04%
Aon Plc Class A	0.04%
Banco Bilbao Vizcaya Argentaria SA	0.04%
Aflac Inc	0.04%
Eaton Plc	0.04%
HCA Healthcare Inc	0.04%

Asset Class & Holdings	% of fund net assets
International equities (continued)	
Reckitt Benckiser Group Plc	0.04%
Electronic Arts Inc	0.04%
Bank Of Montreal	0.04%
CME Group Inc Class A	0.04%
China Construction Bank Corp H	0.04%
Equinix Reit Inc	0.04%
Daiichi Sankyo Ltd	0.04%
Crown Castle Inc	0.04%
Norfolk Southern Corp	0.04%
Idexx Laboratories Inc	0.04%
Bank Of Nova Scotia	0.04%
Estee Lauder Inc Class	0.04%
Intercontinental Exchange Inc	0.04%
Prosus NV	0.04%
Intuitive Surgical Inc	0.04%
Centene Corp	0.04%
Cvs Health Corp	0.04%
GBPNZD Maturing 27/01/2023 (BZL NZ)	0.04%
ABB Ltd	0.04%
VMware Class A Inc	0.04%
Agilent Technologies Inc	0.03%
ResMed Inc	0.03%
Axa SA	0.03%
Compass Group Plc	0.03%
Enphase Energy Inc	0.03%
Nucor Corp	0.03%
Motorola Solutions Inc	0.03%
Lonza Group AG	0.03%
Hitachi Ltd	0.03%
Nxp Semiconductors Nv	0.03%
KDDI Corp	0.03%
Meta Platforms Inc Class A	0.03%
PPG Industries Inc	0.03%
Pfizer Inc	0.03%
Biogen Inc	0.03%
Mccormick & Co Non-Voting Inc	0.03%
Prudential Plc	0.03%
Merck & Co Inc	0.03%
Nintendo Ltd	0.03%
Ansys Inc	0.03%
Moodys Corp	0.03%
Activision Blizzard Inc	0.03%
DBS Group Holdings Ltd	0.03%
Recruit Holdings Ltd	0.03%
Iqvia Holdings Inc	0.03%
Travelers Companies Inc	0.03%
Johnson Controls International Plc	0.03%
Church And Dwight Inc	0.03%
Baxter International Inc	0.03%
Glaxosmithkline	0.03%
Tokyo Electron Ltd	0.03%
Bank Of New York Mellon Corp	0.03%
Stryker Corp	0.03%
Hormel Foods Corp	0.03%
WW Grainger Inc	0.03%
Cardinal Health Inc	0.03%
Clorox	0.03%
Shopify Subordinate Voting Inc Class A	0.03%
T Rowe Price Group Inc	0.03%
Sanofi Sa	0.03%
AmerisourceBergen Corp	0.03%
Keurig Dr Pepper Inc	0.03%
Ross Stores Inc	0.03%
Nutrien Ltd	0.03%
Genuine Parts	0.03%
Broadcom Inc	0.03%
Arthur J Gallagher	0.03%
Kering SA	0.03%
Trane Technologies Plc	0.03%

Asset Class & Holdings	% of fund net assets
International equities (continued)	
Genmab	0.03%
Boston Scientific Corp	0.03%
Mettler Toledo Inc	0.03%
Archer Daniels Midland	0.03%
MercadoLibre Inc	0.03%
Banco Santander Sa	0.03%
Rockwell Automation Inc	0.03%
Daikin Industries Ltd	0.03%
CRH Plc	0.03%
Fast Retailing Ltd	0.03%
Dover Corp	0.03%
East Japan Railway	0.03%
Daiwa House Industry Ltd	0.03%
Newmont	0.03%
Itochu Corp	0.03%
Prudential Financial Inc	0.02%
Lululemon Athletica Inc	0.02%
Allstate Corp	0.02%
Illumina Inc	0.02%
Keysight Technologies Inc	0.02%
West Pharmaceutical Services Inc	0.02%
Canadian Imperial Bank of Commerce	0.02%
NZDCHF Maturing 27/01/2023 (BZL NZ)	0.02%
Societe Generale SA	0.02%
Solaredge Technologies Inc	0.02%
Workday Inc Class A	0.02%
Amcor Plc	0.02%
Palo Alto Networks Inc	0.02%
Fanuc Corp	0.02%
Hoya Corp	0.02%
Sika AG	0.02%
Carrier Global Corp	0.02%
Hilton Worldwide Holdings Inc	0.02%
Paccar Inc	0.02%
Ameriprise Finance Inc	0.02%
Cummins Inc	0.02%
Waste Connections Inc	0.02%
Kweichow Moutai Ltd A	0.02%
Insulet Corp	0.02%
Ashtead Group Plc	0.02%
Danone SA	0.02%
Merck	0.02%
Otis Worldwide Corp	0.02%
HP Inc	0.02%
Deutsche Boerse AG	0.02%
Vodafone Group Plc	0.02%
SoftBank Corp	0.02%
M&T Bank Corp	0.02%
SK Hynix Inc	0.02%
Hologic Inc	0.02%
Take Two Interactive Software Inc	0.02%
China Merchants Bank Ltd	0.02%
Cincinnati Financial Corp	0.02%
Atlas Copco Class A	0.02%
Umicore SA	0.02%
Mckesson Corp	0.02%
Steris	0.02%
DNB Bank	0.02%
Sysco Corp	0.02%
Baidu Class A Inc	0.02%
Mondelez International Inc Class A	0.02%
Horizon Therapeutics Public Plc	0.02%
First Solar Inc	0.02%
Bank Central Asia	0.02%
Sba Communications Reit Corp	0.02%
MediaTek Inc	0.02%
Koninklijke Ahold Delhaize NV	0.02%
Alnylam Pharmaceuticals Inc	0.02%
D R Horton Inc	0.02%

Asset Class & Holdings	% of fund net assets
International equities (continued)	
Welltower	0.02%
Splunk Inc	0.02%
Huntington Bancshares Inc	0.02%
First Republic Bank	0.02%
Netease Inc	0.02%
Barclays Plc	0.02%
BMW AG	0.02%
Industria De Diseno Textil Inditex	0.02%
Regions Financial Corp	0.02%
Republic Services Inc	0.02%
State Street Corp	0.02%
Walgreen Boots Alliance Inc	0.02%
Murata Manufacturing Ltd	0.02%
Givaudan SA	0.02%
Swiss Re AG	0.02%
Fortive Corp	0.02%
Astellas Pharma Inc	0.02%
American Water Works Inc	0.02%
SSE Plc	0.02%
KBC Groep	0.02%
Ebay Inc	0.02%
Wuxi Biologics Cayman Inc	0.02%
Discover Financial Services	0.02%
Wolters Kluwer NV	0.02%
Old Dominion Freight Line	0.02%
Citizens Financial Group Inc	0.02%
Fastenal	0.02%
Willis Towers Watson Plc	0.02%
Fujitsu Ltd	0.02%
Fortinet Inc	0.02%
Verisk Analytics Inc	0.02%
International Flavors & Fragrances	0.02%
United Overseas Bank Ltd	0.02%
Conagra Brands Inc	0.02%
Franklin Resources Inc	0.02%
KKR and Co Inc	0.02%
Xylem Inc	0.02%
Kellogg	0.02%
Copart Inc	0.02%
Essity Class B	0.02%
Samsung SDI Ltd	0.02%
Laboratory Corporation Of America	0.02%
Hewlett Packard Enterprise	0.02%
VF Corp	0.02%
Bristol Myers Squibb	0.02%
Northern Trust Corp	0.02%
A O Smith Corp	0.02%
Aptiv Plc	0.02%
Tractor Supply	0.02%
CBRE Group Inc Class A	0.02%
Sampo	0.02%
KeyCorp	0.02%
United Rentals Inc	0.02%
Hubspot Inc	0.02%
Pentair	0.02%
Arch Capital Group Ltd	0.02%
Intact Financial Corp	0.02%
Ulta Beauty Inc	0.02%
Weyerhaeuser REIT	0.02%
Hartford Financial Services Group	0.02%
Diageo Plc	0.02%
National Bank Of Canada	0.02%
Molina Healthcare Inc	0.02%
Adidas N AG	0.02%
Gen Digital Inc	0.02%
Dai-Ichi Life Holdings Inc	0.02%
Johnson Matthey Plc	0.02%
Netflix Inc	0.02%
Yum China Holdings Inc	0.02%

Asset Class & Holdings	% of fund net assets
International equities (continued)	
China Mengniu Dairy Ltd	0.02%
Advanced Micro Devices Inc	0.02%
Chocoladefabriken Lindt & Spruengli AG	0.02%
Quest Diagnostics Inc	0.02%
Agnico Eagle Mines Ltd	0.01%
Principal Financial Group Inc	0.01%
Martin Marietta Materials Inc	0.01%
Byd Ltd	0.01%
Legrand SA	0.01%
Warner Bros. Discovery Inc	0.01%
Qualcomm Inc	0.01%
Assa Abloy AB	0.01%
Legal and General Group Plc	0.01%
West Fraser Timber Ltd	0.01%
Unicredit	0.01%
Koninkilijke Dsm NV	0.01%
Perkinelmer Inc	0.01%
Brown Forman Corp Class B	0.01%
Geberit AG	0.01%
Nasdaq Inc	0.01%
Bunge Ltd	0.01%
Uni-President Enterprises Corp	0.01%
Sandvik	0.01%
Contemporary Amperex Technology Lt	0.01%
Water Corp	0.01%
Air Products And Chemicals Inc	0.01%
Coloplast B	0.01%
Komatsu Ltd	0.01%
Wh Group Ltd	0.01%
Thomson Reuters Corp	0.01%
Biomarin Pharmaceutical Inc	0.01%
Ingersoll Rand Inc	0.01%
Upm-Kymmene	0.01%
Orix Corp	0.01%
Teleflex Inc	0.01%
Orange SA	0.01%
Incyte Corp	0.01%
Raymond James Inc	0.01%
Eisai Ltd	0.01%
Quanta Services Inc	0.01%
Open Text Corp	0.01%
Align Technology Inc	0.01%
Rio Tinto Plc	0.01%
Crowdstrike Holdings Inc Class A	0.01%
Zimmer Biomet Holdings Inc	0.01%
Unicharm Corp	0.01%
Pearson Plc	0.01%
Wheaton Precious Metals Corp	0.01%
Terumo Corp	0.01%
Plug Power Inc	0.01%
Bayer Ag	0.01%
Grupo Finance Banorte	0.01%
Steel Dynamics Inc	0.01%
Rentokil Initial Plc	0.01%
Corteva Inc	0.01%
Kao Corp	0.01%
Marubeni Corp	0.01%
Naver Corp	0.01%
Delta Electronics Inc	0.01%
Compagnie Generale Des Etablisseme	0.01%
Veolia Environ. SA	0.01%
China Yangtze Power Ltd A	0.01%
Standard Chartered Plc	0.01%
Chugai Pharmaceutical Ltd	0.01%
Ericsson B	0.01%
Ptc Inc	0.01%
Expeditors International Of Washin	0.01%
Panasonic Holdings Corp	0.01%
Shiseido Ltd	0.01%

Asset Class & Holdings	% of fund net assets
International equities (continued)	
Cintas Corp	0.01%
SVB Financial Group	0.01%
Fujifilm Holdings Corp	0.01%
Expeditors International Of Washington Inc	0.01%
Best Buy Inc	0.01%
Cooper Inc	0.01%
Federal Realty Investment Trust Re	0.01%
Deutsche Bank Ag	0.01%
Sonova Holding AG	0.01%
Realty Income Reit Corp	0.01%
Lpl Financial Holdings Inc	0.01%
Commerzbank AG	0.01%
A P Moller Maersk	0.01%
Link Real Estate Investment Trust	0.01%
Kla Corp	0.01%
Idex Corp	0.01%
Trade Desk Inc Class A	0.01%
Ventas Reit Inc	0.01%
Atlas Copco Class B	0.01%
Campbell Soup	0.01%
Mcdonalds Corp	0.01%
Synchrony Financial	0.01%
Monster Beverage Corp	0.01%
Straumann Holding AG	0.01%
Public Bank	0.01%
Bio Techne Corp	0.01%
Walmart Inc	0.01%
3M	0.01%
Rogers Communications Non-Voting I	0.01%
Healthpeak Properties Inc	0.01%
Howmet Aerospace Inc	0.01%
Swiss Life Holding AG	0.01%
Ping An Insurance (Group) Of China	0.01%
Mosaic	0.01%
Stanley Black & Decker Inc	0.01%
Ball Corp	0.01%
China Resources Land Ltd	0.01%
CNH Industrial NV	0.01%
Zebra Technologies Corp Class A	0.01%
Dollarama Inc	0.01%
Constellation Brands Inc Class A	0.01%
Singapore Telecommunications Ltd	0.01%
Webster Financial Corp	0.01%
Magna International Inc	0.01%
SGS SA	0.01%
Kerry Group Plc	0.01%
Symrise AG	0.01%
WSP Global Inc	0.01%
Bunzl	0.01%
Natwest Group Plc	0.01%
Novozymes B	0.01%
Datadog Inc Class A	0.01%
Longi Green Energy Technology Ltd	0.01%
Jb Hunt Transport Services	0.01%
Analog Devices Inc	0.01%
Mitsubishi Estate Co Ltd	0.01%
KB Financial Group Inc	0.01%
Essex Property Trust Reit Inc	0.01%
Teleperformance	0.01%
Nibe Industrier Class B	0.01%
AEON Ltd	0.01%
Waters Corp	0.01%
Hershey Foods	0.01%
Trimble Inc	0.01%
United Micro Electronics Corp	0.01%
Banco Bradesco Pref SA	0.01%
Fubon Financial Holding Ltd	0.01%
Fomento Economico Mexicano	0.01%
China Merchants Bank Ltd A	0.01%

Asset Class & Holdings	% of fund net assets
International equities (continued)	
Paypal Holdings Inc	0.01%
Skandinaviska Enskilda Banken	0.01%
Brown & Brown Inc	0.01%
Snowflake Class A	0.01%
FactSet Research Systems Inc	0.01%
WR Berkley Corp	0.01%
LKQ Corp	0.01%
Centrais Eletr Bras-Eletrobras	0.01%
Gea Group Ag	0.01%
WPP Plc	0.01%
Kubota Corp	0.01%
Microchip Technology Inc	0.01%
Informa Plc	0.01%
TDK Corp	0.01%
Sompo Holdings Inc	0.01%
Coupa Software Inc	0.01%
Publicis Groupe SA	0.01%
Nippon Steel Corp	0.01%
LI Auto Class A Inc	0.01%
Interpublic Group Of Companies Inc	0.01%
Saputo Inc	0.01%
Shinhan Financial Group Ltd	0.01%
Omron Corp	0.01%
Segro REIT Plc	0.01%
Bentley Systems Inc Class B	0.01%
Cboe Global Markets Inc	0.01%
MS&AD Insurance Group Holdings Inc	0.01%
Alcon Ag	0.01%
Power Corporation Of Canada	0.01%
BYD Ltd A	0.01%
Shionogi Ltd	0.01%
Chunghwa Telecom Ltd	0.01%
Haleon Plc	0.01%
Kuehne und Nagel International AG	0.01%
Henry Schein Inc	0.01%
Ajinomoto Inc	0.01%
Booz Allen Hamilton Holding Corp C	0.01%
Sumitomo Mitsui Trust Holdings Inc	0.01%
Albemarle Corp	0.01%
Jazz Pharmaceuticals Plc	0.01%
Akzo Nobel NV	0.01%
Paycom Software Inc	0.01%
Bank Leumi Le Israel	0.01%
Fair Isaac Corp	0.01%
Zoom Video Communications Inc Clas	0.01%
Henkel & KGaA Pref AG	0.01%
Yaskawa Electric Corp	0.01%
Croda International Plc	0.01%
Caixabank Sa	0.01%
Smartsheet Inc Class A	0.01%
Dominos Pizza Inc	0.01%
EDP Renovaveis SA	0.01%
Kraft Heinz	0.01%
BT Group Plc	0.01%
Telekomunikasi Indonesia	0.01%
Boston Properties Reit Inc	0.01%
Metro Inc	0.01%
CTBC Financial Holding Ltd	0.01%
WEG SA	0.01%
Hang Seng Bank Ltd	0.01%
Transunion	0.01%
Neurocrine Biosciences Inc	0.01%
Burlington Stores Inc	0.01%
Nomura Holdings Inc	0.01%
Pultegroup Inc	0.01%
Kakao Corp	0.01%
Snap On Inc	0.01%
Nippon Yusen	0.01%
BOC Hong Kong Holdings Ltd	0.01%

Asset Class & Holdings	% of fund net assets
International equities (continued)	
United Utilities Group Plc	0.01%
MTR Corporation Corp Ltd	0.01%
Epiroc Class A	0.01%
Mtu Aero Engines Holding Ag	0.01%
Sysmex Corp	0.01%
Coca Cola European Partners Plc	0.01%
Swedbank	0.01%
MarketAxess Holdings Inc	0.01%
Spirax-Sarco Engineering Plc	0.01%
Carrefour SA	0.01%
Beiersdorf AG	0.01%
NN Group NV	0.01%
Intercontinental Hotels Group Plc	0.01%
Svenska Cellulosa B	0.01%
CH Robinson Worldwide Inc	0.01%
CP All Non-Voting Dr Pcl	0.01%
Fiserv Inc	0.01%
Tyler Technologies Inc	0.01%
ZTO Express Cayman	0.01%
Xinyi Solar Holdings Ltd	0.01%
Svenska Handelsbanken-A Shs	0.01%
Pool Corp	0.01%
Resona Holdings Inc	0.01%
International Paper	0.01%
Anglo American Plc	0.01%
Verbund AG	0.01%
Burberry Group Plc	0.01%
Mondi Plc	0.01%
Chailease Holding Ltd	0.01%
China Steel Corp	0.01%
Toto Ltd	0.01%
Koninklijke KPN NV	0.01%
E.Sun Financial Holding Ltd	0.01%
Wuliangye Yibin Ltd A	0.01%
Smurfit Kappa Group Plc	0.01%
Epam Systems Inc	0.01%
Masco Corp	0.01%
Mowi	0.01%
China Conch Venture Holdings Ltd	0.01%
Yokogawa Electric Corp	0.01%
Terna Rete Elettrica Nazionale	0.01%
Daifuku Ltd	0.01%
Sage Group Plc	0.01%
Celanese Corp	0.01%
NTT Data Corp	0.01%
Next Plc	0.01%
Airports Of Thailand Non-Voting Dr	0.01%
Hydro One Ltd	0.01%
New York Community Bancorp Inc	0.01%
Asahi Kasei Corp	0.01%
Mega Financial Holding Ltd	0.01%
Credit Agricole Sa	0.01%
China Overseas Land Investment Ltd	0.01%
Lattice Semiconductor Corp	0.01%
Novocure Ltd	0.01%
Moderna Inc	0.01%
Danske Bank	0.01%
Nan Ya Plastics Corp	0.01%
Digital Realty Trust Reit Inc	0.01%
Cathay Financial Holding Ltd	0.01%
Sekisui House Ltd	0.01%
Boliden	0.01%
Brenntag SE	0.01%
Exact Sciences Corp	0.01%
BorgWarner Inc	0.01%
First Financial Holding Ltd	0.01%
Norsk Hydro	0.01%
Chr Hansen Holding	0.01%
Cognex Corp	0.01%

Asset Class & Holdings	% of fund net assets
International equities (continued)	
Micron Technology Inc	0.01%
Cameco Corp	0.01%
Annaly Capital Management Reit Inc	0.01%
Sunrun Inc	0.01%
Westrock	0.01%
Palantir Technologies Inc Class A	0.01%
Nomura Research Institute Ltd	0.01%
Land Securities Group Reit Plc	0.01%
Telus Corp	0.01%
West Japan Railway	0.01%
Zalando	0.01%
Zoominfo Technologies Inc	0.01%
HeidelbergCement AG	0.01%
Imcd Nv	0.01%
Yakult Honsha Ltd	0.01%
Allegion Plc	0.01%
Bangkok Dusit Medical Services	0.01%
CIMB Group Holdings	0.01%
Jpmorgan Chase & Co	0.01%
Severn Trent Plc	0.01%
Docusign Inc	0.01%
CSPC Pharmaceutical Group Ltd	0.01%
Intertek Group Plc	0.01%
CarMax Inc	0.01%
Powszechna Kasa Oszczednosci Bank	0.01%
Hana Financial Group Inc	0.01%
Credicorp Ltd	0.01%
Teradyne Inc	0.01%
Alstom Sa	0.01%
Sun Hung Kai Properties Ltd	0.01%
Hanwha Solutions Corp	0.01%
Apollo Global Management Inc	0.01%
Prysmian	0.01%
Advance Auto Parts Inc	0.01%
Worldline Sa	0.01%
Contemporary Amperex Technology Ltd	0.01%
Black Knight Inc	0.01%
Sungrow Power Supply Ltd A	0.01%
Hasbro Inc	0.01%
Bill Com Holdings Inc	0.01%
Nitto Denko Corp	0.01%
Stora Enso Class R	0.01%
Kingfisher Plc	0.01%
First Horizon Corp	0.01%
Malayan Banking	0.01%
Jackson Financial Inc Class A	0.01%
Red Electrica SA	0.01%
Amphenol Corp Class A	0.01%
St Jamess Place Plc	0.01%
Central Japan Railway	0.01%
Vail Resorts Inc	0.01%
Ceridian Hcm Holding Inc	0.01%
Sumitomo Metal Mining Ltd	0.01%
Nissin Foods Holdings Ltd	0.01%
Elastic Nv	0.01%
Prosperity Bancshares Inc	0.01%
Siam Cement Non-Voting Dr Pcl	0.01%
Bank Of Ireland Group Plc	0.01%
George Weston Ltd	0.01%
Bouygues SA	0.01%
Whitbread Plc	0.01%
Kikkoman Corp	0.01%
Teradata Corp	0.01%
Experian Plc	0.01%
Zscaler Inc	0.01%
Industrial Bank Ltd A	0.01%
LG Electronics Inc	0.01%
Ormat Tech Inc	0.01%
CapitaLand Integrated Commercial Trust	0.01%

Asset Class & Holdings	% of fund net assets
International equities (continued)	
Voya Financial Inc	0.01%
Novanta Inc	0.01%
Wintrust Financial Corp	0.01%
Brookfield Renewable Subordinate V	0.01%
Erste Group Bank Ag	0.01%
Taiwan Cement Corp	0.01%
Berkeley Group Holdings (The) Plc	0.01%
Ametek Inc	0.01%
Argenx	0.01%
Owens Corning	0.01%
Old National Bancorp	0.01%
Puma	0.01%
Robert Half	0.01%
Nippon Building Fund Reit Inc	0.01%
Vonovia Se	0.01%
Fnb Corp	0.01%
Ally Financial Inc	0.01%
Tyson Foods Inc Class A	0.01%
Pinnacle Financial Partners Inc	0.01%
Eiffage SA	0.01%
Knight-Swift Transportation Holdin	0.01%
Bank Of America Corp	0.01%
Tfi International Inc	0.01%
Fortune Brands Innovations Inc	0.01%
Hennes & Mauritz	0.01%
Vipshop Holdings Sponsored Ads Rep	0.01%
Advanced Info Service Non-Voting D	0.01%
Equitable Holdings Inc	0.01%
London Stock Exchange Group Plc	0.01%
Snap Inc Class A	0.01%
Shopify Subordinate Voting Inc Cla	0.01%
Metso Outotec Corp	0.01%
Smith And Nephew Plc	0.01%
Totvs Sa	0.01%
Rollins Inc	0.01%
Others	2.01%
Total	25.59%
Grand Total	**100.00%**

MAS Retirement Savings Scheme

Conservative Fund Holdings

As at 31 December 2022

Asset Class & Holdings Region	% Portfolio
Cash and cash equivalents	
New Zealand	14.85%
Other	0.02%
Total	14.88%
New Zealand fixed interest	
New Zealand	21.54%
Total	21.54%
International fixed interest	
North America	22.34%
Japan	12.39%
Europe	5.09%
United Kingdom	2.98%
Emerging Markets	0.60%
Europe - Non EMU	0.60%
New Zealand	0.00%
Australia	-0.35%
Other Countries	0.90%
Total	44.54%
Australasian equities	
New Zealand	4.62%
Australia	1.44%
Total	6.07%
International equities	
North America	8.13%
Europe	1.28%
New Zealand	0.88%
Emerging Markets	0.65%
United Kingdom	0.62%
Japan	0.60%
Europe - Non EMU	0.31%
Australia	0.05%
Other Countries	0.46%
Total	12.97%
Grand Total	**100%**

Regional Asset Class Allocation

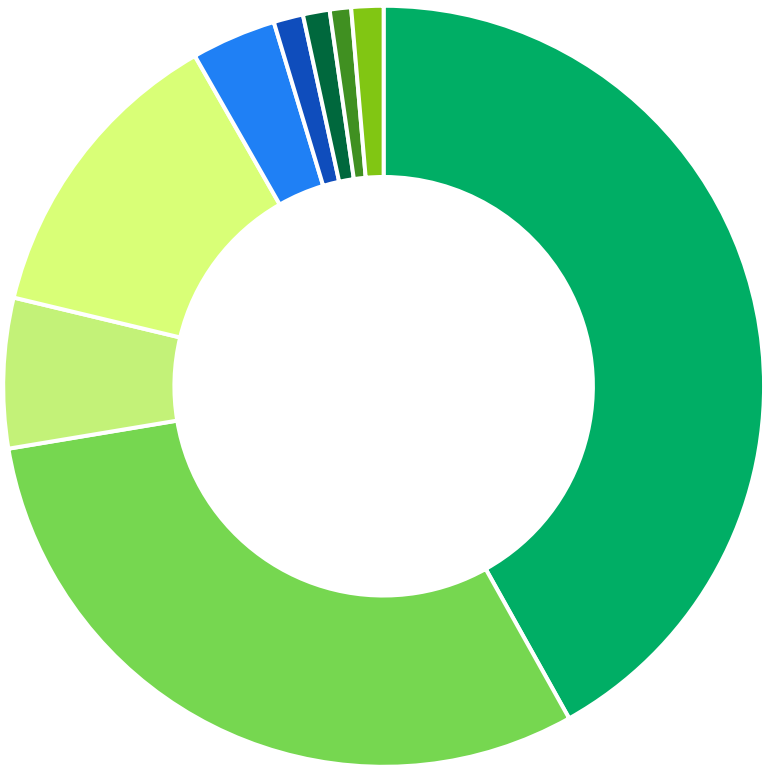

Notes:

1. Fund holdings are current as at 31 December 2022. Future holdings may be different from those stated. Investments are managed in accordance with the MAS Retirement Savings Scheme's SIPO, available on the MAS website at **mas.co.nz/retirement-savings**

2. For holdings by region:
   a. 'Other countries' includes any other region not named.
   b. For Cash and cash equivalents, regions other than New Zealand have been grouped as 'Other'.
   c. EMU is the European Economic and Monetary Union.
   d. All holdings have been rounded to 2 decimal places, so the sum of holdings may not always total to 100.00%

3. For full holdings:
   a. Holdings less than 0.01% have been grouped as 'Other'.

4. Creditors are shown as negative holdings, which may include any currency hedging positions in place for the Fund.

5. Medical Funds Management Limited is the issuer of the MAS Retirement Savings Scheme. The PDS for the MAS Retirement Savings Scheme is available on the MAS website at **mas.co.nz/retirement-savings**

Asset Class & Holdings	% of fund net assets
Cash and cash equivalents	
JBWere Premium Custody Call Account - NZD	13.78%
China Construction Bank On Term @ 3.7%	0.59%
Westpac On Term @ 2.620% 15/02/2022 15/02/2023	0.12%
Westpac On Term @ 4.26% 13/07/2022 13/07/2023	0.05%
China Construction Bank On Term @ 3.4%	0.03%
China Construction Bank On Term @ 3.95%	0.03%
Westpac On Term @ 4.450% 25/10/2023	0.03%
ASB Term Deposit 4.070% 28/06/2022 28/06/2023	0.03%
Kiwibank On Term @ 3% 10/05/2022 10/05/2023	0.03%
ASB Term Deposit 3.160% 13/07/2022 09/01/2023	0.03%
RaboPlus On Term @ 5.750% 15/12/2023	0.02%
ASB Term Deposit 3.5% 13/06/2022 13/06/2023	0.02%
ANZ Bank NZ Limited Term Deposit 4.100%	0.02%
Westpact On Term @ 3.820% 01/09/2022 28/02/2023	0.02%
Westpac On Term @ 3.670% 01/09/2022 30/01/2023	0.02%
Westpac On Term @ 5.51% 7/11/2023	0.02%
Bank of China On Term @ 4.6% 07/02/2023	0.02%
Westpac On Term @ 4.27% 01/09/2022 01/09/2023	0.01%
USD Cash	0.01%
Other	0.01%
Total	14.88%
New Zealand fixed interest	
Bank of New Zealand 4.985% 07/06/2027	3.25%
Kiwibank 5.737% 19/10/2027	2.08%
Westpac 3.696% 16/02/27	1.89%
Vector Ltd 4.996% 14/03/2024	1.78%
Chorus Ltd 4.35% 06/12/2028	1.71%
NZ Govt 1.5% 15/05/2031	1.33%
ASB 5.524% 21/06/2027	1.09%
Bank of New Zealand 5.536% 25/05/2028	0.86%
Auckland International Airport 3.29% 17/11/2026	0.86%
ANZ Bank NZ Limited 2.999% 17/09/2031	0.84%
Westpac 1.439% 02/24/26	0.81%
Westpac 6.19% 16/09/2032	0.80%
ANZ Bank NZ Limited 3.03% 20/03/2024	0.71%
Infratil Limited 3.50% 15/12/2029	0.70%
Transpower New Zealand 4.627% 16/09/2027	0.68%
Quayside Holding (QHLNZ) 10% Series	0.52%
Christchurch International Airport 5.53% 05/04/2027	0.34%
Auckland International Airport 3.51% 10/10/2024	0.33%
ASB 1.646% 04/05/2026	0.20%
Christchurch City Holdings Ltd 3.01% 05/11/2026	0.16%
Kiwibank 2.635% 05/10/2026	0.15%
ASB 1.83% 08/19/2024	0.12%
Powerco Limited 4.67% 15/11/2024	0.11%
Christchurch City Holdings Ltd 3.58% 27/11/2024	0.11%
Westpac 2.083% 20/02/2025	0.11%
Total	21.54%
International fixed interest	
Hunter Global Fixed Interest Fund	44.54%
Total	44.54%
Australasian equities	
Infratil Ltd	0.71%
Fisher & Paykel Healthcare Ltd	0.64%
Meridian Energy Limited	0.42%
Mainfreight Ltd	0.39%
Spark New Zealand Ltd	0.39%
Auckland International Airport Ltd	0.33%
Ebos Group Ltd	0.33%
A2 Milk Company Ltd	0.29%
Fletcher Building Ltd	0.25%
CSL Limited	0.19%
Chorus Ltd	0.18%
Mercury NZ Limited	0.17%
NEXTDC Ltd	0.16%
Macquarie Group Ltd	0.16%

Asset Class & Holdings	% of fund net assets
Australasian equities (continued)	
National Australia Bank Ltd	0.16%
Telstra Corp Ltd	0.15%
News Corp-CDI Class B	0.15%
Woolworths Ltd	0.12%
Port of Tauranga Ltd	0.12%
Ramsay Health Care Ltd	0.12%
Freightways Ltd	0.11%
Summerset Group Holdings Ltd	0.11%
Qantas Airways Ltd	0.09%
Allkem Ltd	0.08%
Xero Ltd	0.07%
Ryman Healthcare Ltd	0.06%
Oceania Healthcare Limited	0.05%
Investore Property Limited	0.05%
Stride Property Ltd and Stride Invest Mgmt Ltd	0.03%
Total	6.07%
International equities	
NZDUSD Maturing 27/01/2023 (BZL NZ)	0.83%
Microsoft Corp	0.66%
Alphabet Inc Class A	0.20%
Alphabet Inc Class C	0.19%
Procter & Gamble	0.18%
Nvidia Corp	0.15%
Visa Inc Class A	0.14%
Coca-Cola	0.13%
Pepsico Inc	0.12%
Taiwan Semiconductor Manufacturing Co. Ltd	0.12%
Eli Lilly	0.12%
Mastercard Inc Class A	0.12%
Thermo Fisher Scientific Inc	0.12%
AbbVie Inc	0.12%
Astrazeneca Plc	0.11%
Tesla Inc	0.11%
Home Depot Inc	0.11%
Roche Holding Par AG	0.10%
Adobe Inc	0.09%
Tencent Holdings Ltd	0.09%
Hsbc Holdings Plc	0.08%
Salesforce Inc	0.08%
Cisco Systems Inc	0.08%
Novo Nordisk Class B	0.08%
ASML Holding NV	0.07%
Danaher Corp	0.07%
LVMH	0.07%
Intuit Inc	0.07%
Accenture Plc Class A	0.07%
Linde Plc	0.06%
Amgen Inc	0.06%
Texas Instrument Inc	0.06%
International Business Machines Co	0.06%
Verizon Communications Inc	0.06%
Alibaba Group Holding Ltd	0.06%
Unilever Plc	0.05%
Walt Disney	0.05%
Servicenow Inc	0.05%
Nike Inc Class B	0.05%
Caterpillar Inc	0.05%
Toyota Motor Corp	0.05%
Elevance Health Inc	0.05%
Lowes Companies Inc	0.05%
AUDNZD Maturing 27/01/2023 (BZL NZ)	0.05%
Abbott Laboratories	0.05%
Automatic Data Processing Inc	0.05%
Aia Group Ltd	0.05%
S&P Global Inc	0.04%
Intel Corporation Corp	0.04%
Apple Inc	0.04%
United Parcel Service Inc Class B	0.04%

Asset Class & Holdings	% of fund net assets
International equities (continued)	
Becton Dickinson	0.04%
Deere	0.04%
Gilead Sciences Inc	0.04%
Charles Schwab Corp	0.04%
Cigna Corp	0.04%
Toronto Dominion	0.04%
Colgate-Palmolive	0.04%
SAP	0.04%
Starbucks Corp	0.04%
Morgan Stanley	0.04%
Chubb Ltd	0.04%
Roper Technologies Inc	0.04%
Bnp Paribas SA	0.04%
BlackRock Inc	0.04%
Kimberly Clark Corp	0.04%
Oracle Corp	0.04%
EURNZD Maturing 27/01/2023 (BZL NZ)	0.04%
Prologis REIT Inc	0.04%
Novartis Ag	0.03%
Regeneron Pharmaceuticals Inc	0.03%
Applied Material Inc	0.03%
American Tower Reit Corp	0.03%
Amazon Com Inc	0.03%
Meituan	0.03%
Novo Nordisk Class B	0.03%
Sony Group Corp	0.03%
American Express	0.03%
Johnson & Johnson	0.03%
TJX Inc	0.03%
Vestas Wind Systems	0.03%
Vertex Pharmaceuticals Inc	0.03%
Synopsys Inc	0.03%
NZDCAD Maturing 27/01/2023 (BZL NZ)	0.03%
Allianz	0.03%
Illinois Tool Inc	0.03%
Loreal SA	0.03%
Target Corp	0.03%
Marsh & McLennan Inc	0.03%
Unitedhealth Group Inc	0.03%
Booking Holdings Inc	0.03%
Cadence Design Systems Inc	0.03%
Autodesk Inc	0.03%
ING Groep NV	0.03%
Zoetis Inc Class A	0.03%
Medtronic Plc	0.03%
Edwards Lifesciences Corp	0.03%
Dexcom Inc	0.03%
Sherwin Williams	0.03%
Progressive Corp	0.03%
Schneider Electric	0.03%
Humana Inc	0.03%
Lloyds Banking Group Plc	0.03%
Lair Liquide Societe Anonyme Pour	0.03%
Essilorluxottica SA	0.02%
PNC Financial Services Group Inc	0.02%
General Mills Inc	0.02%
Lam Research Corp	0.02%
Compagnie Financiere Richemont SA	0.02%
CSX Corp	0.02%
Relx Plc	0.02%
Intesa Sanpaolo	0.02%
Nordea Bank	0.02%
Waste Management Inc	0.02%
Truist Financial Corp	0.02%
Aon Plc Class A	0.02%
Banco Bilbao Vizcaya Argentaria SA	0.02%
Aflac Inc	0.02%
Eaton Plc	0.02%
HCA Healthcare Inc	0.02%

Asset Class & Holdings	% of fund net assets
International equities (continued)	
Reckitt Benckiser Group Plc	0.02%
Electronic Arts Inc	0.02%
Bank Of Montreal	0.02%
CME Group Inc Class A	0.02%
China Construction Bank Corp H	0.02%
Equinix Reit Inc	0.02%
Daiichi Sankyo Ltd	0.02%
Crown Castle Inc	0.02%
Norfolk Southern Corp	0.02%
Idexx Laboratories Inc	0.02%
Bank Of Nova Scotia	0.02%
Estee Lauder Inc Class	0.02%
Intercontinental Exchange Inc	0.02%
Prosus NV	0.02%
Intuitive Surgical Inc	0.02%
Centene Corp	0.02%
Cvs Health Corp	0.02%
GBPNZD Maturing 27/01/2023 (BZL NZ)	0.02%
ABB Ltd	0.02%
VMware Class A Inc	0.02%
Agilent Technologies Inc	0.02%
ResMed Inc	0.02%
Axa SA	0.02%
Compass Group Plc	0.02%
Enphase Energy Inc	0.02%
Nucor Corp	0.02%
Motorola Solutions Inc	0.02%
Lonza Group AG	0.02%
Hitachi Ltd	0.02%
Nxp Semiconductors Nv	0.02%
KDDI Corp	0.02%
Meta Platforms Inc Class A	0.02%
PPG Industries Inc	0.02%
Pfizer Inc	0.02%
Biogen Inc	0.02%
Mccormick & Co Non-Voting Inc	0.02%
Prudential Plc	0.02%
Merck & Co Inc	0.02%
Nintendo Ltd	0.02%
Ansys Inc	0.02%
Moodys Corp	0.02%
Activision Blizzard Inc	0.02%
DBS Group Holdings Ltd	0.02%
Recruit Holdings Ltd	0.02%
Iqvia Holdings Inc	0.02%
Travelers Companies Inc	0.02%
Johnson Controls International Plc	0.02%
Church And Dwight Inc	0.02%
Baxter International Inc	0.01%
Glaxosmithkline	0.01%
Tokyo Electron Ltd	0.01%
Bank Of New York Mellon Corp	0.01%
Stryker Corp	0.01%
Hormel Foods Corp	0.01%
WW Grainger Inc	0.01%
Cardinal Health Inc	0.01%
Clorox	0.01%
Shopify Subordinate Voting Inc Class A	0.01%
T Rowe Price Group Inc	0.01%
Sanofi Sa	0.01%
AmerisourceBergen Corp	0.01%
Keurig Dr Pepper Inc	0.01%
Ross Stores Inc	0.01%
Nutrien Ltd	0.01%
Genuine Parts	0.01%
Broadcom Inc	0.01%
Arthur J Gallagher	0.01%
Kering SA	0.01%
Trane Technologies Plc	0.01%

Asset Class & Holdings	% of fund net assets
International equities (continued)	
Genmab	0.01%
Boston Scientific Corp	0.01%
Mettler Toledo Inc	0.01%
Archer Daniels Midland	0.01%
MercadoLibre Inc	0.01%
Banco Santander Sa	0.01%
Rockwell Automation Inc	0.01%
Daikin Industries Ltd	0.01%
CRH Plc	0.01%
Fast Retailing Ltd	0.01%
Dover Corp	0.01%
East Japan Railway	0.01%
Daiwa House Industry Ltd	0.01%
Newmont	0.01%
Itochu Corp	0.01%
Prudential Financial Inc	0.01%
Lululemon Athletica Inc	0.01%
Allstate Corp	0.01%
Illumina Inc	0.01%
Keysight Technologies Inc	0.01%
West Pharmaceutical Services Inc	0.01%
Canadian Imperial Bank of Commerce	0.01%
NZDCHF Maturing 27/01/2023 (BZL NZ)	0.01%
Societe Generale SA	0.01%
Solaredge Technologies Inc	0.01%
Workday Inc Class A	0.01%
Amcor Plc	0.01%
Palo Alto Networks Inc	0.01%
Fanuc Corp	0.01%
Hoya Corp	0.01%
Sika AG	0.01%
Carrier Global Corp	0.01%
Hilton Worldwide Holdings Inc	0.01%
Paccar Inc	0.01%
Ameriprise Finance Inc	0.01%
Cummins Inc	0.01%
Waste Connections Inc	0.01%
Kweichow Moutai Ltd A	0.01%
Insulet Corp	0.01%
Ashtead Group Plc	0.01%
Danone SA	0.01%
Merck	0.01%
Otis Worldwide Corp	0.01%
HP Inc	0.01%
Deutsche Boerse AG	0.01%
Vodafone Group Plc	0.01%
SoftBank Corp	0.01%
M&T Bank Corp	0.01%
SK Hynix Inc	0.01%
Hologic Inc	0.01%
Take Two Interactive Software Inc	0.01%
China Merchants Bank Ltd	0.01%
Cincinnati Financial Corp	0.01%
Atlas Copco Class A	0.01%
Umicore SA	0.01%
Mckesson Corp	0.01%
Steris	0.01%
DNB Bank	0.01%
Sysco Corp	0.01%
Baidu Class A Inc	0.01%
Mondelez International Inc Class A	0.01%
Horizon Therapeutics Public Plc	0.01%
First Solar Inc	0.01%
Bank Central Asia	0.01%
Sba Communications Reit Corp	0.01%
MediaTek Inc	0.01%
Koninklijke Ahold Delhaize NV	0.01%
Alnylam Pharmaceuticals Inc	0.01%
D R Horton Inc	0.01%

Asset Class & Holdings	% of fund net assets
International equities (continued)	
Welltower	0.01%
Splunk Inc	0.01%
Huntington Bancshares Inc	0.01%
First Republic Bank	0.01%
Netease Inc	0.01%
Barclays Plc	0.01%
BMW AG	0.01%
Industria De Diseno Textil Inditex	0.01%
Regions Financial Corp	0.01%
Republic Services Inc	0.01%
State Street Corp	0.01%
Walgreen Boots Alliance Inc	0.01%
Murata Manufacturing Ltd	0.01%
Givaudan SA	0.01%
Swiss Re AG	0.01%
Fortive Corp	0.01%
Astellas Pharma Inc	0.01%
American Water Works Inc	0.01%
SSE Plc	0.01%
KBC Groep	0.01%
Ebay Inc	0.01%
Wuxi Biologics Cayman Inc	0.01%
Discover Financial Services	0.01%
Wolters Kluwer NV	0.01%
Old Dominion Freight Line	0.01%
Citizens Financial Group Inc	0.01%
Fastenal	0.01%
Willis Towers Watson Plc	0.01%
Fujitsu Ltd	0.01%
Fortinet Inc	0.01%
Verisk Analytics Inc	0.01%
International Flavors & Fragrances	0.01%
United Overseas Bank Ltd	0.01%
Conagra Brands Inc	0.01%
Franklin Resources Inc	0.01%
KKR and Co Inc	0.01%
Xylem Inc	0.01%
Kellogg	0.01%
Copart Inc	0.01%
Essity Class B	0.01%
Samsung SDI Ltd	0.01%
Laboratory Corporation Of America	0.01%
Hewlett Packard Enterprise	0.01%
VF Corp	0.01%
Bristol Myers Squibb	0.01%
Northern Trust Corp	0.01%
A O Smith Corp	0.01%
Aptiv Plc	0.01%
Tractor Supply	0.01%
CBRE Group Inc Class A	0.01%
Sampo	0.01%
KeyCorp	0.01%
United Rentals Inc	0.01%
Hubspot Inc	0.01%
Pentair	0.01%
Arch Capital Group Ltd	0.01%
Intact Financial Corp	0.01%
Ulta Beauty Inc	0.01%
Weyerhaeuser REIT	0.01%
Hartford Financial Services Group	0.01%
Diageo Plc	0.01%
National Bank Of Canada	0.01%
Molina Healthcare Inc	0.01%
Adidas N AG	0.01%
Gen Digital Inc	0.01%
Dai-Ichi Life Holdings Inc	0.01%
Johnson Matthey Plc	0.01%
Netflix Inc	0.01%
Yum China Holdings Inc	0.01%

Asset Class & Holdings	% of fund net assets
International equities (continued)	
China Mengniu Dairy Ltd	0.01%
Advanced Micro Devices Inc	0.01%
Chocoladefabriken Lindt & Spruengli AG	0.01%
Quest Diagnostics Inc	0.01%
Agnico Eagle Mines Ltd	0.01%
Principal Financial Group Inc	0.01%
Martin Marietta Materials Inc	0.01%
Byd Ltd	0.01%
Legrand SA	0.01%
Warner Bros. Discovery Inc	0.01%
Qualcomm Inc	0.01%
Assa Abloy AB	0.01%
Legal and General Group Plc	0.01%
West Fraser Timber Ltd	0.01%
Unicredit	0.01%
Koninkilijke Dsm NV	0.01%
Perkinelmer Inc	0.01%
Brown Forman Corp Class B	0.01%
Geberit AG	0.01%
Nasdaq Inc	0.01%
Bunge Ltd	0.01%
Uni-President Enterprises Corp	0.01%
Sandvik	0.01%
Contemporary Amperex Technology Lt	0.01%
Water Corp	0.01%
Air Products And Chemicals Inc	0.01%
Coloplast B	0.01%
Komatsu Ltd	0.01%
Wh Group Ltd	0.01%
Thomson Reuters Corp	0.01%
Biomarin Pharmaceutical Inc	0.01%
Ingersoll Rand Inc	0.01%
Upm-Kymmene	0.01%
Orix Corp	0.01%
Teleflex Inc	0.01%
Orange SA	0.01%
Incyte Corp	0.01%
Raymond James Inc	0.01%
Eisai Ltd	0.01%
Quanta Services Inc	0.01%
Open Text Corp	0.01%
Align Technology Inc	0.01%
Rio Tinto Plc	0.01%
Crowdstrike Holdings Inc Class A	0.01%
Zimmer Biomet Holdings Inc	0.01%
Unicharm Corp	0.01%
Pearson Plc	0.01%
Wheaton Precious Metals Corp	0.01%
Terumo Corp	0.01%
Plug Power Inc	0.01%
Bayer Ag	0.01%
Grupo Finance Banorte	0.01%
Steel Dynamics Inc	0.01%
Rentokil Initial Plc	0.01%
Corteva Inc	0.01%
Kao Corp	0.01%
Marubeni Corp	0.01%
Naver Corp	0.01%
Delta Electronics Inc	0.01%
Compagnie Generale Des Etablisseme	0.01%
Veolia Environ. SA	0.01%
China Yangtze Power Ltd A	0.01%
Standard Chartered Plc	0.01%
Chugai Pharmaceutical Ltd	0.01%
Ericsson B	0.01%
Ptc Inc	0.01%
Expeditors International Of Washin	0.01%
Panasonic Holdings Corp	0.01%
Shiseido Ltd	0.01%

Asset Class & Holdings	% of fund net assets
International equities (continued)	
Cintas Corp	0.01%
SVB Financial Group	0.01%
Fujifilm Holdings Corp	0.01%
Expeditors International Of Washington Inc	0.01%
Best Buy Inc	0.01%
Cooper Inc	0.01%
Federal Realty Investment Trust Re	0.01%
Deutsche Bank Ag	0.01%
Sonova Holding AG	0.01%
Realty Income Reit Corp	0.01%
Lpl Financial Holdings Inc	0.01%
Commerzbank AG	0.01%
A P Moller Maersk	0.01%
Link Real Estate Investment Trust	0.01%
Kla Corp	0.01%
Idex Corp	0.01%
Trade Desk Inc Class A	0.01%
Ventas Reit Inc	0.01%
Atlas Copco Class B	0.01%
Campbell Soup	0.01%
Mcdonalds Corp	0.01%
Synchrony Financial	0.01%
Monster Beverage Corp	0.01%
Straumann Holding AG	0.01%
Public Bank	0.01%
Bio Techne Corp	0.01%
Walmart Inc	0.01%
3M	0.01%
Rogers Communications Non-Voting I	0.01%
Healthpeak Properties Inc	0.01%
Howmet Aerospace Inc	0.01%
Swiss Life Holding AG	0.01%
Ping An Insurance (Group) Of China	0.01%
Mosaic	0.01%
Stanley Black & Decker Inc	0.01%
Ball Corp	0.01%
China Resources Land Ltd	0.01%
CNH Industrial NV	0.01%
Zebra Technologies Corp Class A	0.01%
Dollarama Inc	0.01%
Constellation Brands Inc Class A	0.01%
Singapore Telecommunications Ltd	0.01%
Webster Financial Corp	0.01%
Magna International Inc	0.01%
SGS SA	0.01%
Kerry Group Plc	0.01%
Symrise AG	0.01%
WSP Global Inc	0.01%
Bunzl	0.01%
Natwest Group Plc	0.01%
Novozymes B	0.01%
Datadog Inc Class A	0.01%
Longi Green Energy Technology Ltd	0.01%
Jb Hunt Transport Services	0.01%
Analog Devices Inc	0.01%
Mitsubishi Estate Co Ltd	0.01%
KB Financial Group Inc	0.01%
Essex Property Trust Reit Inc	0.01%
Teleperformance	0.01%
Nibe Industrier Class B	0.01%
Others	1.92%
Total	12.97%
Grand Total	**100.00%**

MAS Retirement Savings Scheme

Cash Fund Holdings

As at 31 December 2022

Asset Class & Holdings Region	% Portfolio
Cash and cash equivalents	
New Zealand	100.00%
Total	100.00%
Grand Total	**100%**

Regional Asset Class Allocation



New Zealand 100.00%

Notes:

1. Fund holdings are current as at 30 September 2022. Future holdings may be different from those stated. Investments are managed in accordance with the MAS Retirement Savings Scheme's SIPO, available on the MAS website at **mas.co.nz/retirement-savings**
2. Medical Funds Management Limited is the issuer of the MAS Retirement Savings Scheme. The PDS for the MAS Retirement Savings Scheme is available on the MAS website at **mas.co.nz/retirement-savings**

Asset Class & Holdings	% of fund net assets
Cash and cash equivalents	
JBWere Premium Custody Call Account - NZD	24.53%
Westpac On Term @ 4.26% 13/07/2022 13/07/2023	10.48%
China Construction Bank On Term @ 3.4% 10/05/2022 10/05/2023	7.00%
China Construction Bank On Term @ 3.95% 13/07/2022 11/04/2023	6.98%
Westpac On Term @ 4.450% 25/10/2023	6.92%
ASB Term Deposit 4.070% 28/06/2022 28/06/2023	5.94%
Kiwibank On Term @ 3% 10/05/2022 10/05/2023	5.24%
ASB Term Deposit 3.160% 13/07/2022 09/01/2023	5.21%
RaboPlus On Term @ 5.750% 15/12/2023	5.15%
ASB Term Deposit 3.5% 13/06/2022 13/06/2023	3.49%
ANZ Bank NZ Limited Term Deposit 4.100% 03/08/2022 03/08/2023	3.48%
Westpact On Term @ 3.820% 01/09/2022 28/02/2023	3.47%
Westpac On Term @ 3.670% 01/09/2022 30/01/2023	3.47%
Westpac On Term @ 5.51% 7/11/2023	3.45%
Bank of China On Term @ 4.6% 07/02/2023	3.45%
Westpac On Term @ 4.27% 01/09/2022 01/09/2023	1.74%
Grand Total	**100%**

The RIAA Certification Symbol signifies that a product or service offers an investment style that takes into account certain environmental, social, governance or ethical considerations. The Symbol also signifies that the MAS Retirement Savings Scheme adheres to the strict operational and disclosure practices required under the Responsible Investment Certification Program for the category of Superfund Option. The Certification Symbol is a Registered Trade Mark of the Responsible Investment Association Australasia (RIAA). Detailed information about RIAA, the Symbol and the MAS Retirement Savings Scheme's methodology and performance can be found at www.responsiblereturns.com.au, together with details about other responsible investment products certified by RIAA[1].

[1]The Responsible Investment Certification Program does not constitute financial product advice. Neither the Certification Symbol nor RIAA recommends to any person that any financial product is a suitable investment or that returns are guaranteed. Appropriate professional advice should be sought prior to making an investment decision. RIAA does not hold an Australian Financial Services Licence.

Look us up at **mas.co.nz**
Call us on **0800 672 738**

mas

Signatory of:

PRI Principles for Responsible Investment

CERTIFIED RESPONSIBLE INVESTMENT

CERTIFIED BY RIAA