

Professional Life Plan

Know your risk
and cover it

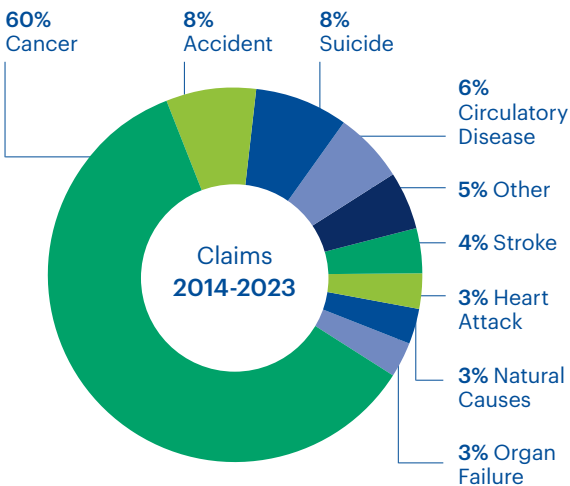


Life Insurance Claims 2013-2023

The following information represents a sample of Life insurance claims paid by Medical Life Assurance (MLA) during the 10 years from 1 April 2013 to 31 March 2023.

In summary:

- Cancer is the leading cause of Life insurance claims at 60% of all claims paid during this period.
- The median sum insured was \$377,000.
- The average sum insured was \$454,366.
- 67% of Life insurance claims were for male lives and 33% were for female lives.

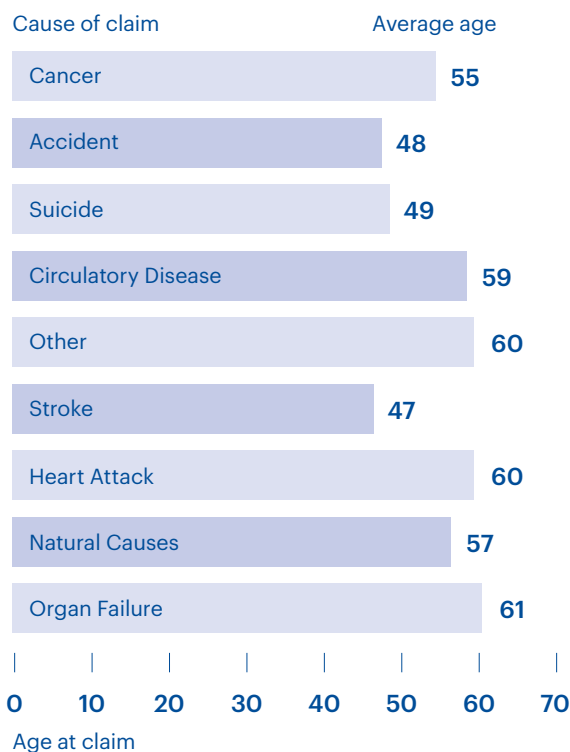




Average age of death 2013-2023

The average age of Members paid a Life insurance claim during the period 1 April 2013 to 31 March 2023 was 55, with the youngest 28 and the oldest 69.

The role of Life insurance is to provide financial support in the event of premature death. The following data shows the average age of MAS Members for whom a Life insurance claim was paid.



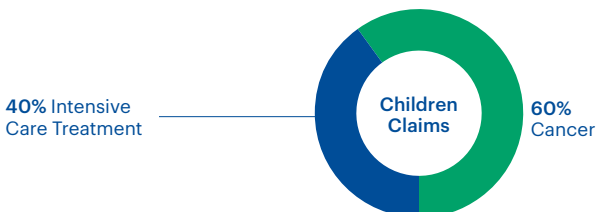
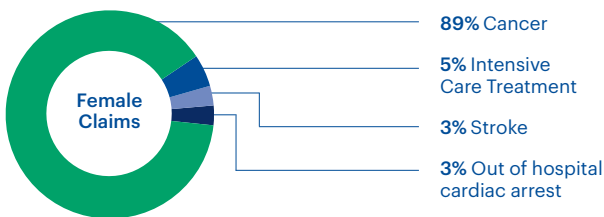
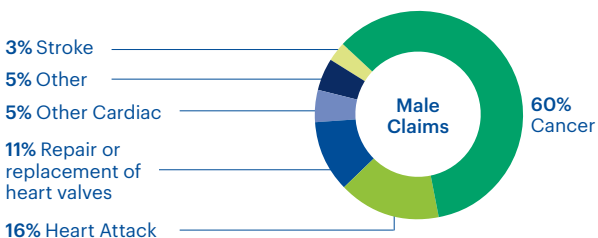


Recovery Insurance Claims 2013-2023

The following information represents a sample of Recovery insurance claims paid by MLA during the 10 years from 1 April 2013 to 31 March 2023.

In summary:

- At 74%, cancer is the leading cause of Recovery insurance claim at MAS. Breast cancer makes up 42% of all claims, and Prostate cancer makes up 12%.
- The average age of Members paid a Recovery insurance claim was 47.
- The youngest member was 31, and the oldest was 69.
- We paid Children's benefit claims for children between 1 and 15 years old.
- The median sum insured was \$150,000, and the average \$187,784.

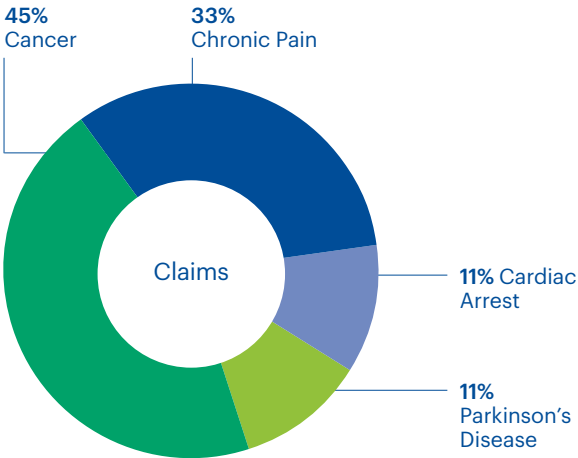




Total and Permanent Disablement Claims 2013-2023

The following information represents a sample of Total and Permanent Disablement Claims paid by MLA during the 10 years from 1 April 2013 to 31 March 2023.

- The average age of Members paid a Total and Permanent Disablement claim was 53, with the youngest 48 and the oldest 65.
- 56% of Total and Permanent Disablement Claims were for males, and 44% for females.
- The median sum insured paid was \$250,000.
- The average sum insured paid was \$428,144.



mas[®]

Look us up at [mas.co.nz](https://www.mas.co.nz)
Call us on 0800 800 627

ILFA001 07/23